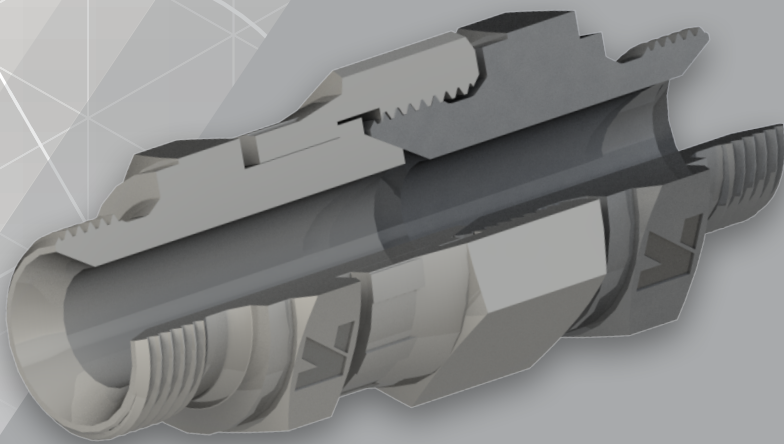




DMH

L K F l u i d



































BSP





















RACCORDS

www.dmhfrance.com

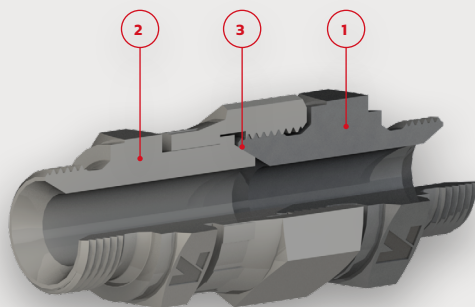
SOMMAIRE

REFERENCE	PAGE	REFERENCE	PAGE
 SOMMAIRE	BSP 2	 UNION DOUBLE NPT	BSP 15
 CARACTERISTIQUES TECHNIQUES - BSPP 60°	BSP 5	 UNION DOUBLE REDUIT NPT	BSP 15
 CARACTERISTIQUES IMPLANTATIONS	BSP 6	 MANCHON FEMELLE BSPP	BSP 16
 CARACTERISTIQUES IMPLANTATIONS - COUPLE DE SERRAGE (N.M)	BSP 8	 MANCHON FEMELLE METRIQUE	BSP 16
 UNION DOUBLE BSPP 60°	BSP 10	 MANCHON FEMELLE NPT	BSP 17
 UNION DOUBLE REDUIT BSPP 60°	BSP 10	 PROLONGATEUR MALE BSPP 60° / FEMELLE BSPP	BSP 17
 UNION DOUBLE PASSE-CLOISON BSPP 60°	BSP 10	 PROLONGATEUR MALE BSPT / FEMELLE BSPP	BSP 18
 CONTRE ECROU BSPP	BSP 11	 PROLONGATEUR MALE METRIQUE 60° / FEMELLE METRIQUE	BSP 18
 UNION DOUBLE METRIQUE 60°	BSP 11	 REDUCTION LONGUE MALE BSPP 60° / FEMELLE BSPP	BSP 19
 UNION DOUBLE REDUIT METRIQUE 60°	BSP 11	 REDUCTION LONGUE MALE BSPP 60° / FEMELLE METRIQUE	BSP 20
 UNION MALE BSPP 60° / METRIQUE 60°	BSP 12	 REDUCTION LONGUE MALE METRIQUE 60° / FEMELLE BSPP	BSP 20
 UNION MALE BSPP 60° / METRIQUE ISO	BSP 12	 REDUCTION LONGUE MALE METRIQUE 60° / FEMELLE METRIQUE	BSP 20
 UNION MALE BSPP 60° / SAE	BSP 13	 REDUCTION COURTE MALE BSPP 60° / FEMELLE BSPP	BSP 21
 UNION MALE BSPP 60° / NPT	BSP 13	 REDUCTION COURTE MALE BSPP 60° / FEMELLE METRIQUE	BSP 21
 UNION MALE BSPP 60° / BSPT	BSP 14	 REDUCTION COURTE MALE METRIQUE 60° / FEMELLE BSPP	BSP 21
 UNION MALE METRIQUE 60° / BSPT	BSP 14	 REDUCTION MALE BSPT / FEMELLE BSPP	BSP 22
 UNION DOUBLE BSPT	BSP 15	 UNION FEMELLE / FEMELLE BSPP 60°	BSP 22

REFERENCE	PAGE	REFERENCE	PAGE
 ADAPTATEUR MALE / FEMELLE BSPP 60°	BSP 23	 BOUCHON MALE METRIQUE ISO / TETE HEXAGONALE	BSP 29
 ADAPTATEUR MALE BSPT / FEMELLE BSPP 60°	BSP 23	 BANJO BSPP 60° POUR VIS BSP	BSP 30
 UNION MVA / MALE BSPT	BSP 24	 BANJO DIN 24° POUR VIS BSP	BSP 30
 ADAPTATEUR MVA / FEMELLE BSPP	BSP 24	 BANJO DIN 24° POUR VIS METRIQUE	BSP 30
 ADAPTATEUR MVA / FVA	BSP 24	 VIS CREUSE SIMPLE BSP	BSP 31
 ADAPTATEUR MALE BSPT / FVA	BSP 25	 VIS CREUSE DOUBLE BSP	BSP 31
 ADAPTATEUR MALE BSPT / FEMELLE SAE	BSP 25	 VIS CREUSE SIMPLE METRIQUE	BSP 32
 BOUCHON MALE BSPP 60°	BSP 26	 VIS CREUSE DOUBLE METRIQUE	BSP 32
 BOUCHON MALE METRIQUE 60°	BSP 26	 COUDE EGAL BSPP 60°	BSP 33
 BOUCHON FEMELLE BSPP 60°	BSP 27	 TE EGAL BSPP 60°	BSP 33
 BOUCHON FEMELLE BSPP FIXE	BSP 27	 CROIX EGALE BSPP 60°	BSP 33
 BOUCHON FEMELLE METRIQUE 60° TOURNANT	BSP 27	 COUDE ORIENTABLE BSPP 60°	BSP 34
 BOUCHON MALE BSPT / 6 PANS CREUX	BSP 28	 COUDE ORIENTABLE FEMELLE / FEMELLE BSPP 60°	BSP 34
 BOUCHON MALE NPT / 6 PANS CREUX	BSP 28	 COUDE 45° ORIENTABLE BSPP 60°	BSP 35
 BOUCHON MALE BSPT / TETE HEXAGONALE	BSP 28	 COUDE ORIENTABLE FEMELLE BSPP 60° / MALE BSPT	BSP 35
 BOUCHON MALE NPT / TETE HEXAGONALE	BSP 28	 COUDE MALE BSPP 60° / BSPT	BSP 35
 BOUCHON MALE UNF / TETE HEXAGONALE	BSP 29	 COUDE EGAL BSPT	BSP 36

	REFERENCE	PAGE		REFERENCE	PAGE
	COUDE TARAUDE BSPP	BSP 36		MANCHON BSP A SOUDER (BW)	BSP 42
	COUDE TARAUDE NPT	BSP 36		BANJO A SOUDER POUR VIS BSP (BW)	BSP 43
	COUDE FEMELLE BSPP / MALE BSPT	BSP 37		BANJO A SOUDER POUR VIS METRIQUE (BW)	BSP 43
	COUDE ORIENTABLE BSPP 60° (TUBE)	BSP 37			
	COUDE ORIENTABLE FEMELLE / FEMELLE BSPP 60° (TUBE)	BSP 37			
	COUDE 45° ORIENTABLE BSPP 60° (TUBE)	BSP 38			
	COUDE 45° ORIENTABLE FEMELLE / FEMELLE BSPP 60° (TUBE)	BSP 38			
	TE ORIENTABLE BSPP 60°	BSP 38			
	TE ORIENTABLE RENVERSE BSPP 60°	BSP 39			
	TE TARAUDE BSPP	BSP 39			
	TE TARAUDE NPT	BSP 39			
	TE EGAL FEMELLE BSPP 60°	BSP 40			
	COUDE ORIENTABLE MALE BSPP 60° / MALE BSPP	BSP 40			
	COUDE 45° ORIENTABLE MALE BSPP 60° / MALE BSPP	BSP 40			
	TE ORIENTABLE MALE BSPP 60° / MALE BSPP	BSP 41			
	TE ORIENTABLE RENVERSE MALE BSPP 60° / MALE BSPP	BSP 41			
	MALE BSPP 60° A SOUDER (BW)	BSP 42			

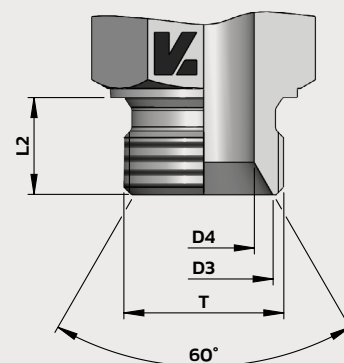
CARACTERISTIQUES TECHNIQUES - BSPP 60°



- 1 - RACCORD MALE BSPP CONE 60°
- 2 - RACCORD FEMELLE BSPP CONE 60°
- 3 - ETANCHEITE METAL / METAL SUR CONE 60°

MALE CÔNE 60° BSPP (ISO 8434-6)

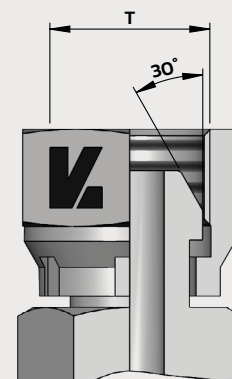
Module	F	D4 (mm)	D3 (mm)	L2 (mm)
02	G1/8"	3,5	7,5	8
04	G1/4"	4,7	10,4	11
06	G3/8"	7,9	14,0	12
08	G1/2"	11,1	17,5	14
10	G5/8"	14,3	19,3	16
12	G3/4"	16,7	22,9	16
16	G1"	22,2	28,7	19
20	G1"1/4	28,6	36,8	22
24	G1"1/2	33,3	42,7	22
32	G2"	46,0	54,6	25



FEMELLE CÔNE 60° BSPP (ISO 8434-6)

Module	F	Couple de serrage (N.m)
02	G1/8"	14
04	G1/4"	20
06	G3/8"	35
08	G1/2"	60
10	G5/8"	70
12	G3/4"	110
16	G1"	140
20	G1"1/4	190
24	G1"1/2	290
32	G2"	-

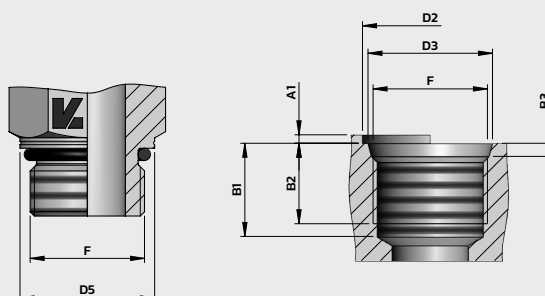
Tolerance couple de serrage : 0 / +10 %



CARACTERISTIQUES IMPLANTATIONS

- Implantation métrique : DIN ISO 6149
- Implantation UNF : SAE J 1926

+ Joint : Joint torique


Filetage métrique - DIN ISO 6149

Filetage F	Ø D5	Ø D2* (mm)		Ø D3	A1 maxi (mm)	B1 mini (mm)	B2 mini (mm)	B3 (mm)	Ø sur filet		Joint torique
		sans id.	avec id.						Mâle	Femelle	
M10X100	13,8	16	20	11,10	1,0	11,5	10,0	2,2	9,80	8,92	8,1X1,6
M12X150	16,8	19	23	13,80	1,5	14,0	11,5	2,4	11,80	10,38	9,3X2,2
M14X150	18,8	21	25	15,80	1,5	14,0	11,5	2,4	13,80	12,38	11,3X2,2
M16X150	21,8	24	28	17,80	1,5	15,5	13,0	2,4	15,80	14,38	13,3X2,2
M18X150	23,8	26	30	19,80	2,0	17,0	14,5	2,4	17,80	16,38	15,3X2,2
M20X150	26,8	29	33	21,80	2,0	-	14,5	2,4	19,80	18,38	17,3X2,2
M22X150	26,8	29	33	23,80	2,0	18,0	15,5	2,4	21,80	20,38	19,3X2,2
M27X200	31,8	34	40	29,40	2,0	22,0	19,0	3,1	26,80	24,84	23,6X2,9
M30X200	35,8	38	44	32,40	2,0	22,0	19,0	3,1	29,80	27,84	26,6X2,9
M33X200	40,8	43	49	35,40	2,5	22,0	19,0	3,1	32,80	30,84	29,6X2,9
M42X200	49,8	52	58	44,40	2,5	22,5	19,5	3,1	41,80	39,84	38,6X2,9
M48X200	54,8	57	63	50,40	2,5	25,0	22,0	3,1	47,80	45,84	44,6X2,9
M60X200	64,8	67	74	62,40	2,5	27,5	24,5	3,1	59,80	57,84	56,6X2,9

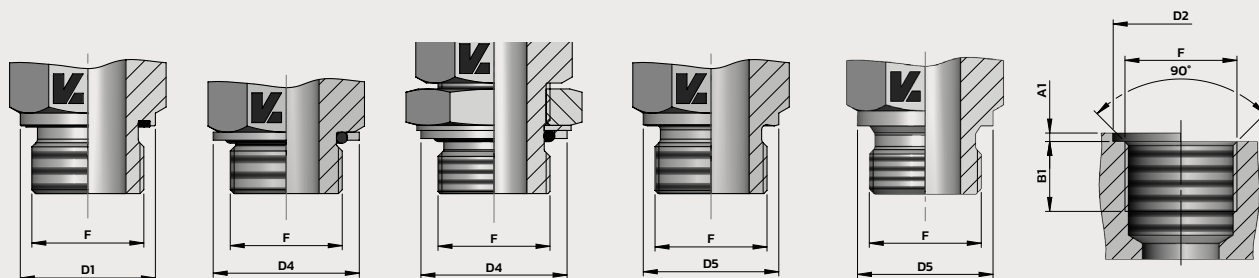
Filetage UNF - SAE J 1926

Filetage F	Ø D5	Ø D2* (mm)		Ø D3	A1 maxi (mm)	B1 mini (mm)	B2 mini (mm)	B3 (mm)	Ø sur filet		Joint torique
		sans id.	avec id.						Mâle	Femelle	
7/16" UNF	13,8	21	-	12,45	1,6	14,0	11,5	2,4	11,11	9,74	8,92X1,83
1/2" UNF	16,8	23	-	14,05	1,6	14,0	11,5	2,4	12,70	11,30	10,52X1,83
9/16" UNF	16,8	25	-	15,70	1,6	15,5	12,7	2,5	14,29	12,76	11,89X1,98
3/4" UNF	21,8	30	-	20,65	2,4	17,5	14,3	2,5	19,05	17,33	16,36X2,21
7/8" UNF	26,8	34	-	24,00	2,4	20,0	16,7	2,5	22,23	20,26	19,18X2,46
1"1/16 UN	31,8	41	-	29,20	2,4	23,0	19,0	3,3	26,99	24,69	23,47X2,95
1"5/16 UN	40,8	49	-	35,55	3,2	23,0	19,0	3,3	33,34	31,04	29,62X2,95
1"5/8 UN	49,8	58	-	43,55	3,2	23,0	19,0	3,3	41,28	38,99	37,47X3,00
1"7/8 UN	54,8	65	-	49,90	3,2	23,0	19,0	3,3	47,63	45,33	43,69X3,00

* Valeurs de diamètre avec ou sans arête d'identification

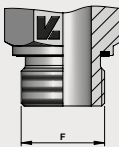
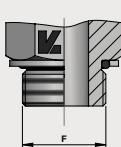
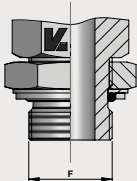
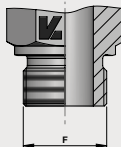
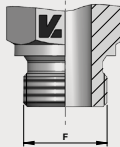
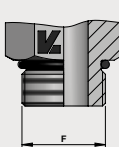
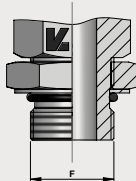
CARACTERISTIQUES IMPLANTATIONS

	Implantation FORME E	Implantation FORME G	Implantation FORME H	Implantation FORME B	Implantation FORME A	Implantation FORME X
Etanchéité	Joint encastré	Joint torique + bague	Joint torique + bague	Métal / Métal sur arête	Divers (BAGUE BS - JC)	-
Norme MET	DIN EN ISO 9974-2	ISO 6149 + bague	ISO 6149 + bague	DIN EN ISO 9974-3	DIN 3852-1	DIN EN ISO 9974-1
Norme BSPP	ISO 1179-2	ISO 1179-3	ISO 1179-3	ISO 1179-4	DIN 3852-2	ISO 1179-1



Filetage F	A1 maxi (mm)	B1 mini (mm)	Ø D1 (mm)	Ø D2 mini (mm)	Ø D2 maxi (mm)	Ø D4 (mm)	Ø D5 (mm)
M10X100	1,0	8,0	13,9	15,0	20,0	14,9	13,9
M12X150	1,5	12,0	16,9	18,0	25,0	17,9	16,9
M14X150	1,5	12,0	18,9	20,0	25,0	19,9	18,9
M16X150	1,5	12,0	21,9	23,0	28,0	22,9	20,9
M18X150	2,0	12,0	23,9	25,0	30,0	24,9	22,9
M20X150	2,0	14,0	25,9	27,0	34,0	26,8	24,9
M22X150	2,5	14,0	26,9	28,0	34,0	27,9	26,9
M26X150	2,5	16,0	31,9	33,0	42,0	32,8	30,9
M27X200	2,5	16,0	31,9	33,0	42,0	35,7	31,9
M33X200	2,5	18,0	39,9	41,0	47,0	40,9	38,9
M42X200	2,5	20,0	49,9	51,0	58,0	50,9	48,9
M48X200	2,5	22,0	54,9	56,0	65,0	55,9	54,9
G1/8"	1,0	8,0	13,9	15,0	19,0	15,0	13,8
G1/4"	1,5	12,0	18,9	20,0	25,0	19,5	17,8
G3/8"	2,0	12,0	21,9	23,0	28,0	23,5	21,8
G1/2"	2,5	14,0	26,9	28,0	34,0	28,5	25,8
G3/4"	2,5	16,0	31,9	33,0	42,0	34,5	31,8
G1"	2,5	18,0	39,9	41,0	47,0	43,5	38,8
G1"1/4	2,5	20,0	49,9	51,0	58,0	52,5	48,8
G1"1/2	2,5	22,0	54,9	56,0	65,0	60,0	54,8

CARACTERISTIQUES IMPLANTATIONS - COUPLE DE SERRAGE (N.m)

	Implantation E JOINT ENCASTRE	Implantation G JOINT + BAGUE	Implantation orientable H JOINT + BAGUE	Implantation B ARETE SAILLANTE	Implantation A AVEC RONDELLE	Implantation JOINT TORIQUE	Implantation orientable JOINT TORIQUE
							
F	SERIE L						
M10X100	18	18	18	18	9	15	15
M12X150	25	25	25	30	20	25	25
M14X150	45	40	40	45	35	35	35
M16X150	55	55	55	65	45	40	40
M18X150	70	70	70	80	55	45	45
M22X150	125	90	90	140	65	60	60
M26X150	180	180	180	190	90	100	100
M27X200	-	-	-	-	-	100	100
M30X200	-	-	-	-	-	130	130
M33X200	310	310	310	340	150	160	160
M42X200	450	450	450	500	240	210	210
M48X200	540	540	540	630	290	260	260
G1/8"	18	18	18	18	9	-	-
G1/4"	35	35	35	35	35	-	-
G3/8"	70	70	70	70	45	-	-
G1/2"	90	90	110	100-140	65	-	-
G3/4"	180	180	180	180	90	-	-
G1"	310	310	310	330	150	-	-
G1"1/4	450	450	450	540	240	-	-
G1"1/2	540	540	540	630	290	-	-
7/16" UNF	-	-	-	-	-	30	20
1/2" UNF	-	-	-	-	-	35	30
9/16" UNF	-	-	-	-	-	40	40
3/4" UNF	-	-	-	-	-	70	70
7/8" UNF	-	-	-	-	-	115	115
1"1/16 UN	-	-	-	-	-	185	185
1"5/16 UN	-	-	-	-	-	270	270
1"5/8 UN	-	-	-	-	-	340	340
1"7/8 UN	-	-	-	-	-	415	415
F	SERIE S						
M12X150	35	35	35	35	20	35	35
M14X150	45	55	55	55	35	45	45
M16X150	70	70	70	70	45	55	55
M18X150	90	90	90	110	55	70	90
M20X150	125	125	125	150	55	80	-
M22X150	135	135	135	170	65	100	100
M27X200	180	190	190	270	90	170	170
M30X200	-	-	-	-	-	235	235
M33X200	310	310	310	410	150	310	310
M42X200	450	450	450	540	240	330	330
M48X200	540	540	540	700	290	420	420
G1/8"	-	-	-	-	-	-	-
G1/4"	40	40	40	55	35	-	-
G3/8"	80	60	60	90	45	-	-
G1/2"	115	90	90	130-150	65	-	-
G3/4"	180	180	180	270	90	-	-
G1"	310	310	310	340	150	-	-
G1"1/4	450	450	450	540	240	-	-
G1"1/2	540	540	540	700	290	-	-
7/16" UNF	-	-	-	-	-	35	20
1/2" UNF	-	-	-	-	-	40	40
9/16" UNF	-	-	-	-	-	45	45
3/4" UNF	-	-	-	-	-	80	80
7/8" UNF	-	-	-	-	-	135	135
1"1/16 UN	-	-	-	-	-	185	185
1"5/16 UN	-	-	-	-	-	270	270
1"5/8 UN	-	-	-	-	-	340	340
1"7/8 UN	-	-	-	-	-	415	415

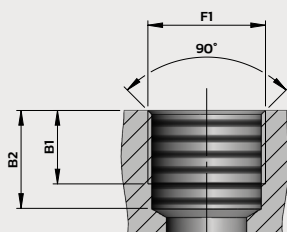
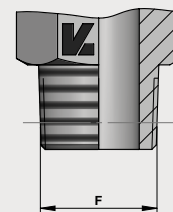
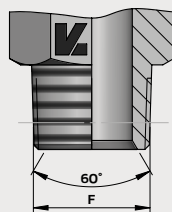
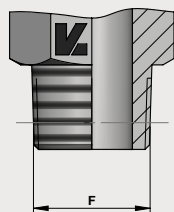
Valeur pour filetages lubrifiés

Tolérance couple de serrage : 0/+10%

Une modification des valeurs doit être étudiée lors d'un assemblage avec une autre matière que l'acier

CARACTERISTIQUES IMPLANTATIONS

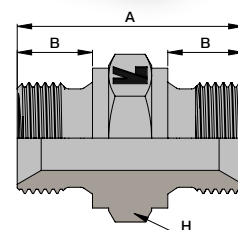

Implantation NPT/ NPTF	Implantation FORME C	Implantation BSPT
NPT ANSI / ASME B 1.20.1-1983	Métrique DIN 3852-1/2	ISO 7 / BS 21 / DIN 2999-1
NPTF ANSI / ASME B 1.20.3-1976		



Filetage F	Taraudage F1	B1 mini (mm)	B2 mini (mm)
1/8" NPT	1/8" NPT	6,9	11,6
1/4" NPT	1/4" NPT	10,0	16,4
3/8" NPT	3/8" NPT	10,3	17,4
1/2" NPT	1/2" NPT	13,6	22,6
3/4" NPT	3/4" NPT	14,1	23,1
1" NPT	1" NPT	16,8	27,8
1"1/4 NPT	1"1/4 NPT	17,3	28,3
1"1/2 NPT	1"1/2 NPT	17,3	28,3
R1/8"	G1/8"	7,9	9,7
R1/4"	G1/4"	11,2	12,0
R3/8"	G3/8"	12,0	13,5
R1/2"	G1/2"	15,0	17,6
R3/4"	G3/4"	16,0	19,1
R1"	G1"	19,1	21,4
R1"1/4	G1"1/4	19,9	21,4
R1"1/2	G1"1/2	20,6	22,4
M8X100 CO	M8X100	5,5	10,0
M10X100 CO	M10X100	5,5	10,0
M12X150 CO	M12X150	8,5	13,5
M14X150 CO	M14X150	8,5	13,5
M16X150 CO	M16X150	8,5	13,5
M18X150 CO	M18X150	8,5	13,5
M20X150 CO	M20X150	10,5	15,5
M22X150 CO	M22X150	10,5	15,5

UNION DOUBLE BSPP 60°

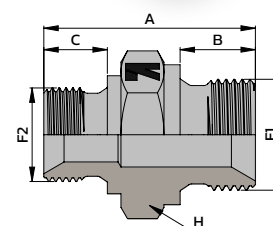

Référence	F	A	B	H	PN (bar)
ANGG0202	1/8"	25,0	9,5	14	350
ANGG0404	1/4"	29,0	11,0	19	350
ANGG0606	3/8"	34,0	12,5	22	350
ANGG0808	1/2"	38,0	14,0	27	200
ANGG1010	5/8"	42,0	16,0	30	200
ANGG1212	3/4"	42,0	16,0	32	200
ANGG1616	1"	53,0	19,0	41	120
ANGG2020	1 1/4"	58,0	20,0	50	105
ANGG2424	1 1/2"	62,0	22,0	55	105
ANGG4040	2 1/2"	72,0	25,0	85	60
ANGG4848	3"	70,0	26,0	100	50



UNION DOUBLE REDUIT BSPP 60°

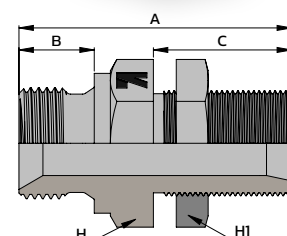



Référence	F1	F2	A	B	C	H	PN (bar)
ARGG0402	1/4"	1/8"	27,5	11,0	8,0	19	350
ARGG0602	3/8"	1/8"	30,0	12,0	8,0	22	350
ARGG0604	3/8"	1/4"	31,5	12,0	11,0	22	350
ARGG0804	1/2"	1/4"	35,0	14,0	11,0	27	200
ARGG0806	1/2"	3/8"	36,5	14,0	12,0	27	200
ARGG1006	5/8"	3/8"	38,5	16,0	12,5	30	200
ARGG1008	5/8"	1/2"	40,0	16,0	14,0	30	200
ARGG1204	3/4"	1/4"	37,5	16,0	11,0	32	200
ARGG1206	3/4"	3/8"	38,5	16,0	12,0	32	200
ARGG1208	3/4"	1/2"	40,0	16,0	14,0	32	200
ARGG1210	3/4"	5/8"	43,5	16,0	16,0	32	200
ARGG1606	1"	3/8"	42,5	19,0	12,0	41	120
ARGG1608	1"	1/2"	44,0	19,0	14,0	41	120
ARGG1610	1"	5/8"	46,0	19,0	16,0	41	120
ARGG1612	1"	3/4"	46,0	19,0	16,0	41	120
ARGG2008	1 1/4"	1/2"	48,5	20,0	14,0	50	105
ARGG2012	1 1/4"	3/4"	50,5	20,0	16,0	50	105
ARGG2016	1 1/4"	1"	52,5	20,0	19,0	50	105
ARGG2412	1 1/2"	3/4"	53,0	22,0	16,0	55	105
ARGG2416	1 1/2"	1"	55,0	22,0	19,0	55	105
ARGG2420	1 1/2"	1 1/4"	57,0	22,0	20,0	55	105
ARGG3216	2"	1"	60,0	25,0	19,0	70	70
ARGG3220	2"	1 1/4"	60,5	25,0	20,0	70	70
ARGG3224	2"	1 1/2"	63,0	25,0	22,0	70	70



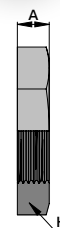

UNION DOUBLE PASSE-CLOISON BSPP 60°

Référence	F	A	B	C	H	H1	PN (bar)
AA-PCL0202	1/8"	49,0	10,0	33,0	14	14	350
AA-PCL0404	1/4"	47,0	11,0	29,0	19	19	350
AA-PCL0606	3/8"	55,5	12,5	35,0	22	22	350
AA-PCL0808	1/2"	64,0	14,0	39,0	27	27	200
AA-PCL1010	5/8"	63,0	15,0	40,0	30	30	200
AA-PCL1212	3/4"	66,0	16,0	37,0	32	32	200
AA-PCL1616	1"	74,0	19,0	41,0	41	41	120
AA-PCL2020	1 1/4"	81,0	20,0	44,5	50	50	105
AA-PCL2424	1 1/2"	88,0	22,0	49,0	55	55	105
AA-PCL3232	2"	95,0	24,0	54,0	70	70	70



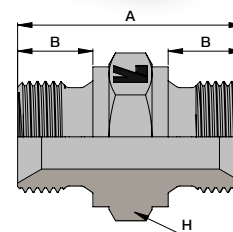

CONTRE ECROU BSPP

Référence	F	A	H
AA-CECO2	1/8"	5,5	14
AA-CECO4	1/4"	6,5	19
AA-CECO6	3/8"	7,0	22
AA-CECO8	1/2"	9,0	27
AA-CEC10	5/8"	9,0	30
AA-CEC12	3/4"	9,0	32
AA-CEC16	1"	10,0	41
AA-CEC20	1"1/4	10,5	50
AA-CEC24	1"1/2	10,5	55
AA-CEC32	2"	10,5	70



UNION DOUBLE METRIQUE 60°

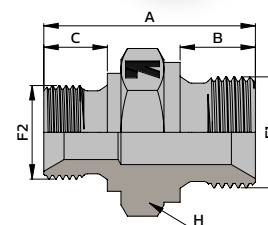

Référence	F	A	B	H	PN (bar)
ANMM1010	M10X100	32,0	13,0	14	350
ANMM1212	M12X150	30,0	11,0	17	300
ANMM1414	M14X150	29,0	11,0	19	300
ANMM1616	M16X150	34,0	12,5	22	250
ANMM1818	M18X150	37,0	14,0	24	250
ANMM2020	M20X150	38,0	14,0	27	200
ANMM2222	M22X150	38,0	14,0	27	200



UNION DOUBLE REDUIT METRIQUE 60°



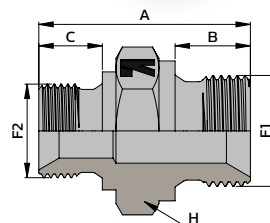

Référence	F1	F2	A	B	C	H	PN (bar)
ARMM1210	M12X150	M10X100	30,0	11,0	11,0	17	300
ARMM1412	M14X150	M12X150	30,0	11,0	11,0	19	300
ARMM1614	M16X150	M14X150	31,5	12,5	11,0	22	250
ARMM1814	M18X150	M14X150	36,5	14,0	12,5	24	250
ARMM1816	M18X150	M16X150	36,5	14,0	12,5	24	250
ARMM2014	M20X150	M14X150	36,5	14,0	12,5	27	200
ARMM2016	M20X150	M16X150	36,5	14,0	12,5	27	200
ARMM2018	M20X150	M18X150	38,0	14,0	14,0	27	200
ARMM2216	M22X150	M16X150	36,5	14,0	12,5	27	200
ARMM2218	M22X150	M18X150	38,0	14,0	14,0	27	200
ARMM2220	M22X150	M20X150	38,0	14,0	16,0	27	200
ARMM2422	M24X150	M22X150	40,0	16,0	15,0	30	200



UNION MALE BSPP 60° / METRIQUE 60°



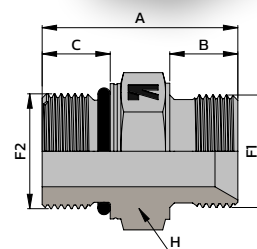
Référence	F1	F2	A	B	C	H	PN (bar)
ARGM0210	1/8"	M10X100	25,0	9,5	9,5	14	350
ARGM0212	1/8"	M12X150	27,5	9,5	11,0	17	300
ARGM0410	1/4"	M10X100	27,5	11,0	9,5	19	300
ARGM0412	1/4"	M12X150	30,0	11,0	11,0	19	300
ARGM0414	1/4"	M14X150	29,0	11,0	11,0	19	300
ARGM0416	1/4"	M16X150	32,5	11,0	12,5	22	250
ARGM0418	1/4"	M18X150	35,0	11,0	14,0	24	250
ARGM0422	1/4"	M22X150	35,0	11,0	14,0	27	200
ARGM0612	3/8"	M12X150	31,5	12,0	11,0	22	280
ARGM0614	3/8"	M14X150	32,5	12,0	11,0	22	280
ARGM0616	3/8"	M16X150	34,5	12,0	12,5	22	250
ARGM0618	3/8"	M18X150	36,5	12,5	14,0	24	250
ARGM0620	3/8"	M20X150	36,5	12,0	14,0	27	200
ARGM0622	3/8"	M22X150	37,0	12,0	14,0	27	200
ARGM0812	1/2"	M12X150	35,0	14,0	11,0	27	200
ARGM0814	1/2"	M14X150	35,0	14,0	11,0	27	200
ARGM0816	1/2"	M16X150	36,5	14,0	12,5	27	200
ARGM0818	1/2"	M18X150	38,0	14,0	14,0	27	200
ARGM0820	1/2"	M20X150	38,0	14,0	14,0	27	200
ARGM0822	1/2"	M22X150	38,0	14,0	14,0	27	200
ARGM0824	1/2"	M24X150	38,0	14,0	16,0	30	200
ARGM0826	1/2"	M26X150	41,0	14,0	16,0	32	200
ARGM1018	5/8"	M18X150	41,0	16,0	14,0	30	200
ARGM1020	5/8"	M20X150	41,0	16,0	14,0	30	200
ARGM1022	5/8"	M22X150	41,0	16,0	14,0	30	200
ARGM1218	3/4"	M18X150	40,0	16,0	14,0	32	200
ARGM1220	3/4"	M20X150	40,0	16,0	14,0	32	200
ARGM1222	3/4"	M22X150	41,0	16,0	14,0	32	200
ARGM1224	3/4"	M24X150	42,0	16,0	16,0	32	200
ARGM1226	3/4"	M26X150	42,0	16,0	16,0	32	200
ARGM1230	3/4"	M30X150	46,0	16,0	18,0	38	120
ARGM1622	1"	M22X150	45,0	18,0	15,0	41	120
ARGM1630	1"	M30X150	48,0	19,0	18,0	41	120



UNION MALE BSPP 60° / METRIQUE ISO



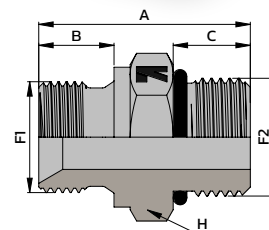

Référence	F1	F2	A	B	C	H	PN (bar)
ARGM0827ISO	1/2"	M27X200	44,0	16,0	14,0	32	250
ARGM1227ISO	3/4"	M27X200	46,0	16,0	16,0	32	250
ARGM1230ISO	3/4"	M30X200	46,0	16,0	16,0	38	250



UNION MALE BSPP 60° / SAE



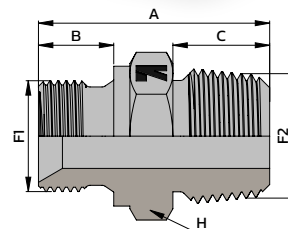

Référence	F1	F2	A	B	C	H	PN (bar)
ARGUNF0404	1/4"	7/16" UNF	27,8	11,0	9,1	14	350
ARGUNF0405	1/4"	1/2" UNF	27,9	11,0	9,1	16	350
ARGUNF0406	1/4"	9/16" UNF	30,0	11,0	10,0	17	350
ARGUNF0408	1/4"	3/4" UNF	31,5	11,0	13,5	22	350
ARGUNF0604	3/8"	7/16" UNF	33,1	12,0	9,1	22	350
ARGUNF0606	3/8"	9/16" UNF	32,1	12,0	9,9	17	350
ARGUNF0608	3/8"	3/4" UNF	32,1	12,0	10,0	22	350
ARGUNF0806	1/2"	9/16" UNF	35,0	14,0	13,5	22	240
ARGUNF0808	1/2"	3/4" UNF	35,1	14,0	10,0	22	240
ARGUNF0810	1/2"	7/8" UNF	38,1	14,0	12,7	27	240
ARGUNF0812	1/2"	1"1/16 UN	42,1	14,0	15,1	32	240
ARGUNF1208	3/4"	3/4" UNF	38,1	16,0	11,1	27	240
ARGUNF1210	3/4"	7/8" UNF	40,4	16,0	12,7	27	240
ARGUNF1212	3/4"	1"1/16 UN	42,1	16,0	15,1	32	240



UNION MALE BSPP 60° / NPT



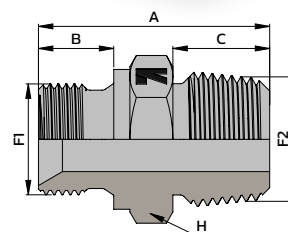

Référence	F1	F2	A	B	C	H	PN (bar)
ANGNPT0202	1/8"	1/8"	25,5	9,5	9,0	14	350
ANGNPT0402	1/4"	1/8"	27,0	11,0	9,0	19	350
ANGNPT0404	1/4"	1/4"	32,0	11,0	14,0	19	350
ANGNPT0606	3/8"	3/8"	34,5	12,5	14,0	22	350
ANGNPT0808	1/2"	1/2"	43,0	14,0	19,0	27	200
ANGNPT1212	3/4"	3/4"	46,0	16,0	19,0	32	200
ANGNPT1616	1"	1"	55,0	18,0	24,0	41	120
ANGNPT2020	1"1/4	1"1/4	59,5	20,0	25,0	50	105
ANGNPT2424	1"1/2	1"1/2	58,0	21,0	23,0	55	105
ANGNPT3232	2"	2"	67,0	27,0	25,0	70	70



UNION MALE BSPP 60° / BSPT



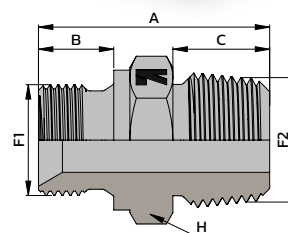

Référence	F1	F2	A	B	C	H	PN (bar)
ANGK0202	1/8"	1/8"	25,5	8,0	10,0	14	315
ANGK0204	1/8"	1/4"	30,5	8,0	14,5	14	315
ANGK0402	1/4"	1/8"	27,0	11,0	10,0	19	315
ANGK0404	1/4"	1/4"	32,0	11,0	14,5	19	315
ANGK0406	1/4"	3/8"	32,0	11,0	15,0	19	315
ANGK0408	1/4"	1/2"	40,0	11,0	19,0	22	315
ANGK0602	3/8"	1/8"	29,5	12,0	10,0	22	315
ANGK0604	3/8"	1/4"	34,5	12,0	14,2	22	315
ANGK0606	3/8"	3/8"	35,0	12,0	15,0	22	315
ANGK0608	3/8"	1/2"	40,5	12,0	19,0	22	200
ANGK0804	1/2"	1/4"	38,0	14,0	14,0	27	200
ANGK0806	1/2"	3/8"	38,0	14,0	15,0	27	200
ANGK0808	1/2"	1/2"	43,0	14,0	19,0	27	160
ANGK0810	1/2"	5/8"	43,0	14,0	19,0	27	200
ANGK0812	1/2"	3/4"	44,0	14,0	19,0	30	200
ANGK1006	5/8"	3/8"	41,5	16,0	15,0	30	200
ANGK1008	5/8"	1/2"	46,5	16,0	19,0	30	200
ANGK1010	5/8"	5/8"	45,0	16,0	19,0	30	200
ANGK1012	5/8"	3/4"	46,5	16,0	19,0	30	160
ANGK1204	3/4"	1/4"	41,0	16,0	14,0	32	315
ANGK1206	3/4"	3/8"	41,0	16,0	15,0	32	315
ANGK1208	3/4"	1/2"	46,0	16,0	19,0	32	315
ANGK1210	3/4"	5/8"	45,0	16,0	19,0	32	160
ANGK1212	3/4"	3/4"	46,0	16,0	19,0	32	160
ANGK1216	3/4"	1"	53,5	16,0	25,5	36	120
ANGK1606	1"	3/8"	45,0	19,0	15,0	41	120
ANGK1608	1"	1/2"	50,0	19,0	19,0	41	120
ANGK1612	1"	3/4"	50,0	19,0	19,0	41	120
ANGK1616	1"	1"	57,0	19,0	25,5	41	120
ANGK1620	1"	1"1/4	60,0	19,0	25,0	46	120
ANGK2016	1"1/4	1"	61,0	20,0	25,5	50	105
ANGK2020	1"1/4	1"1/4	59,5	20,0	25,0	50	105
ANGK2024	1"1/4	1"1/2	59,5	20,0	25,0	50	105
ANGK2420	1"1/2	1"1/4	64,5	22,0	25,0	55	105
ANGK2424	1"1/2	1"1/2	58,0	22,0	25,0	55	105
ANGK3232	2"	2"	72,5	25,0	30,0	70	70



UNION MALE METRIQUE 60° / BSPT

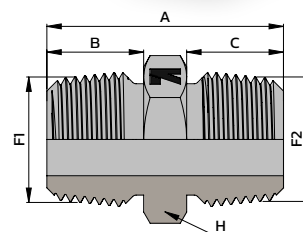



Référence	F1	F2	A	B	C	H	PN (bar)
ANKM0822	M22X150	1/2"	45,0	14,0	19,0	27	200



UNION DOUBLE BSPT

Référence	F1	F2	A	B	C	H	PN (bar)
ANKK0202	1/8"	1/8"	26,0	10,0	10,0	12	315
ANKK0402	1/4"	1/8"	30,5	14,5	10,0	14	315
ANKK0404	1/4"	1/4"	35,0	14,5	14,5	17	315
ANKK0604	3/8"	1/4"	35,0	15,0	14,5	17	315
ANKK0606	3/8"	3/8"	37,0	15,0	15,0	19	315
ANKK0804	1/2"	1/4"	42,0	19,0	14,5	22	315
ANKK0806	1/2"	3/8"	43,0	19,0	15,0	22	315
ANKK0808	1/2"	1/2"	48,0	19,0	19,0	22	315
ANKK1206	3/4"	3/8"	44,0	19,0	15,0	27	315
ANKK1208	3/4"	1/2"	48,0	19,0	19,0	27	315
ANKK1212	3/4"	3/4"	48,0	19,0	19,0	27	160
ANKK1608	1"	1/2"	55,5	25,5	19,0	36	160
ANKK1612	1"	3/4"	55,5	25,5	19,0	36	160
ANKK1616	1"	1"	62,0	25,5	25,5	36	160
ANKK2016	1"1/4"	1"	62,5	25,0	25,5	46	105
ANKK2020	1"1/4"	1"1/4"	62,0	25,0	25,0	46	105
ANKK2420	1"1/2"	1"1/4"	62,0	25,0	25,0	50	105
ANKK2424	1"1/2"	1"1/2"	66,0	25,0	25,0	50	105
ANKK3232	2"	2"	73,0	28,0	28,0	65	70



Embout

Protections

DIN

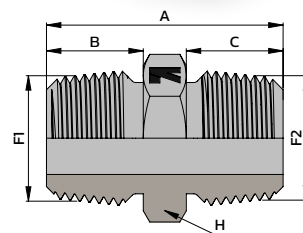

JIC

ORFS

BSP

UNION DOUBLE NPT

Référence	F1	F2	A	B	H	PN (bar)
ANNPT0202	1/8"	1/8"	27,0	10,0	11	420
ANNPT0404	1/4"	1/4"	36,8	14,5	16	420
ANNPT0606	3/8"	3/8"	36,8	14,5	19	420
ANNPT0808	1/2"	1/2"	48,0	19,0	22	420
ANNPT1212	3/4"	3/4"	50,0	19,0	30	380
ANNPT1616	1"	1"	59,4	24,0	35	380
ANNPT2020	1"1/4"	1"1/4"	63,0	25,0	46	350
ANNPT2424	1"1/2"	1"1/2"	50,0	66,0	26	210



GAZ

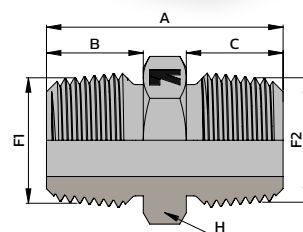

Graissage

Coupleurs

Vannes
Composants

UNION DOUBLE REDUIT NPT

Référence	F1	F2	A	B	C	H	PN (bar)
ARNPT0604	3/8"	1/4"	37,0	14,2	14,2	19	420
ARNPT0806	1/2"	3/8"	43,0	19,0	14,2	22	420
ARNPT1206	3/4"	3/8"	45,0	19,0	14,2	29	420
ARNPT1208	3/4"	1/2"	49,8	19,0	19,0	29	420



Brides

Prises-Pression
Manomètres

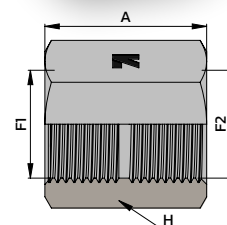

Colliers

Joint

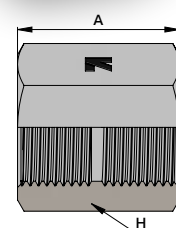

Lavage

MANCHON FEMELLE BSP

Référence	F1	F2	A	H	PN (bar)
APFFG0202	1/8"	1/8"	23,0	14	420
APFFG0402	1/4"	1/8"	26,0	19	420
APFFG0404	1/4"	1/4"	30,0	19	420
APFFG0604	3/8"	1/4"	29,0	22	420
APFFG0606	3/8"	3/8"	35,0	22	420
APFFG0606-L100	3/8"	3/8"	100,0	22	420
APFFG0804	1/2"	1/4"	32,0	27	350
APFFG0806	1/2"	3/8"	31,0	27	350
APFFG0808	1/2"	1/2"	40,0	27	350
APFFG1010	5/8"	5/8"	35,0	27	280
APFFG1208	3/4"	1/2"	36,0	32	280
APFFG1212	3/4"	3/4"	40,0	32	280
APFFG1612	1"	3/4"	43,0	41	210
APFFG1616	1"	1"	50,0	41	210
APFFG2016	1"1/4	1"	51,0	50	105
APFFG2020	1"1/4	1"1/4	55,0	50	105
APFFG2424	1"1/2	1"1/2	60,0	55	105
APFFG3232	2"	2"	54,0	70	70

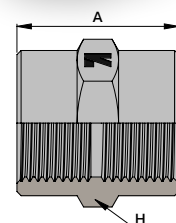


MANCHON FEMELLE METRIQUE

Référence	F	A	H	PN (bar)
APFFM1010	M10X100	25,0	14	300
APFFM1414	M14X150	30,0	19	300
APFFM1616	M16X150	35,0	22	250
APFFM1818	M18X150	35,0	24	250
APFFM2222	M22X150	40,0	27	200



MANCHON FEMELLE NPT

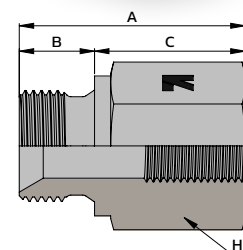

Référence	F	A	H	PN (bar)
APFFN0202	1/8"	19,0	16	420
APFFN0404	1/4"	29,0	19	420
APFFN0606	3/8"	29,0	22	420
APFFN0808	1/2"	38,0	29	350
APFFN1212	3/4"	39,0	35	280
APFFN1616	1"	48,0	41	210



PROLONGATEUR MALE BSPP 60° / FEMELLE BSPP



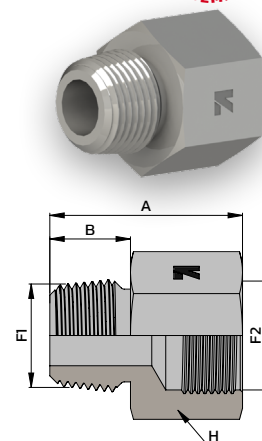
Référence	F	A	B	C	H	PN (bar)
APMFG0230.5	1/8"	30,5	8,0	22,5	14	350
APMFG0433	1/4"	33,0	11,0	22,0	19	350
APMFG0442	1/4"	42,0	11,0	31,0	19	350
APMFG0445	1/4"	45,0	11,0	34,0	19	350
APMFG0450	1/4"	50,0	11,0	39,0	19	350
APMFG0455	1/4"	55,0	11,0	44,0	19	350
APMFG0635	3/8"	35,0	12,0	22,5	22	200
APMFG0642	3/8"	42,0	12,0	30,0	22	200
APMFG0654	3/8"	54,0	12,0	42,0	22	200
APMFG0835	1/2"	35,0	14,0	21,0	27	200
APMFG0840	1/2"	40,0	14,0	26,0	27	200
APMFG0845	1/2"	45,0	14,0	31,0	27	200
APMFG0850	1/2"	50,0	14,0	36,0	27	200
APMFG0860	1/2"	60,0	14,0	46,0	27	200
APMFG1248	3/4"	48,0	16,0	32,0	32	200
APMFG1257	3/4"	57,0	16,0	41,0	32	200
APMFG1272	3/4"	72,0	16,0	56,0	32	200
APMFG1654	1"	54,0	19,0	35,0	41	120
APMFG1660	1"	60,0	19,0	41,0	41	120
APMFG1680	1"	80,0	19,0	61,0	41	120
APMFG2062	1"1/4	62,0	20,0	42,0	50	105
APMFG2465	1"1/2	65,0	22,0	43,0	55	105
APMFG3257	2"	57,0	25,0	32,0	70	70
APMFG3262	2"	62,0	25,0	37,0	70	70



PROLONGATEUR MALE BSPT / FEMELLE BSPP



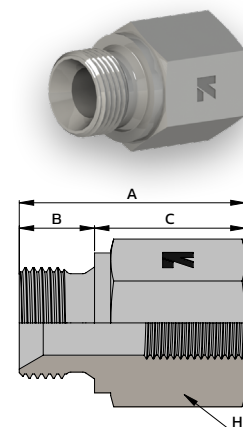
Référence	F1	F2	A	B	H	PN (bar)
APMFG02CO	1/8"	1/8"	24,0	10,0	14	315
APMFG04CO	1/4"	1/4"	33,5	14,0	19	315
APMFG06CO	3/8"	3/8"	34,5	15,0	22	315
APMFG08CO	1/2"	1/2"	43,0	19,0	27	160
APMFG12CO	3/4"	3/4"	46,0	20,0	32	160
APMFG16CO	1"	1"	55,0	20,0	41	160



PROLONGATEUR MALE METRIQUE 60° / FEMELLE METRIQUE



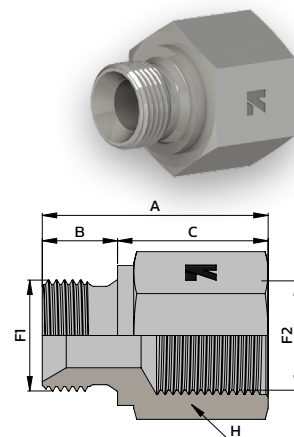
Référence	F	A	B	C	H	PN (bar)
APMFM1433	M14X150	33,0	11,0	22,0	19	300
APMFM1635	M16X150	35,0	12,5	22,5	22	250
APMFM1836	M18X150	36,0	13,0	23,0	24	250
APMFM1840	M18X150	40,0	14,0	26,0	24	250
APMFM1845	M18X150	45,0	14,0	31,0	24	250
APMFM2045	M20X150	45,0	14,0	31,0	27	200
APMFM2240	M22X150	40,0	14,0	26,0	27	200
APMFM2260	M22X150	60,0	14,0	46,0	27	200



REDUCTION LONGUE MALE BSPP 60° / FEMELLE BSPP



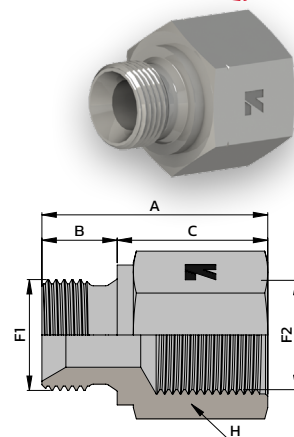
Référence	F1	F2	A	B	C	H	PN (bar)
ARMFLO204	1/8"	1/4"	29,0	9,5	19,5	19	350
ARMFLO206	1/8"	3/8"	31,5	9,5	22,0	22	350
ARMFLO402	1/4"	1/8"	32,0	11,0	21,0	19	350
ARMFLO406	1/4"	3/8"	33,0	11,0	22,0	22	350
ARMFLO408	1/4"	1/2"	38,0	11,0	27,0	27	350
ARMFLO412	1/4"	3/4"	41,0	11,0	30,0	32	350
ARMFLO604	3/8"	1/4"	35,0	12,0	23,0	22	350
ARMFLO608	3/8"	1/2"	40,0	12,0	28,0	27	200
ARMFLO612	3/8"	3/4"	41,5	12,0	29,5	32	200
ARMFLO616	3/8"	1"	43,5	12,0	31,5	41	120
ARMFLO804	1/2"	1/4"	41,0	14,0	27,0	27	200
ARMFLO806	1/2"	3/8"	41,0	14,0	27,0	27	200
ARMFLO812	1/2"	3/4"	46,0	14,0	32,0	32	200
ARMFLO816	1/2"	1"	53,5	14,0	39,5	41	120
ARMFLO820	1/2"	1 1/4"	51,0	14,0	37,0	50	105
ARMFLO824	1/2"	1 1/2"	52,5	14,0	38,5	55	105
ARMFL1204	3/4"	1 1/4"	38,0	16,0	22,0	32	200
ARMFL1206	3/4"	3/8"	42,0	16,0	26,0	32	200
ARMFL1208	3/4"	1 1/2"	43,0	16,0	27,0	32	200
ARMFL1216	3/4"	1"	49,0	16,0	33,0	41	120
ARMFL1220	3/4"	1 1/4"	51,0	16,0	36,0	50	105
ARMFL1224	3/4"	1 1/2"	54,0	16,0	38,0	55	105
ARMFL1606	1"	3/8"	49,5	19,0	30,5	41	120
ARMFL1608	1"	1/2"	49,5	19,0	30,5	41	120
ARMFL1612	1"	3/4"	64,0	19,0	45,0	41	120
ARMFL1620	1"	1 1/4"	54,0	19,0	35,0	50	105
ARMFL1624	1"	1 1/2"	54,0	19,0	35,0	55	105
ARMFL1632	1"	2"	58,0	19,0	39,0	70	70
ARMFL2016	1 1/4"	1"	61,0	20,0	41,0	50	105
ARMFL2024	1 1/4"	1 1/2"	61,0	20,0	41,0	55	105
ARMFL2032	1 1/4"	2"	61,0	20,0	41,0	70	70
ARMFL2412	1 1/2"	3/4"	56,0	22,0	34,0	55	105
ARMFL2416	1 1/2"	1"	62,0	22,0	40,0	55	105
ARMFL2420	1 1/2"	1 1/4"	62,0	22,0	40,0	55	105
ARMFL2432	1 1/2"	2"	62,0	22,0	40,0	70	70
ARMFL3216	2"	1"	57,0	25,0	32,0	70	70
ARMFL3220	2"	1 1/4"	57,0	25,0	32,0	70	70
ARMFL3224	2"	1 1/2"	57,0	25,0	32,0	70	70



REDUCTION LONGUE MALE BSPP 60° / FEMELLE METRIQUE



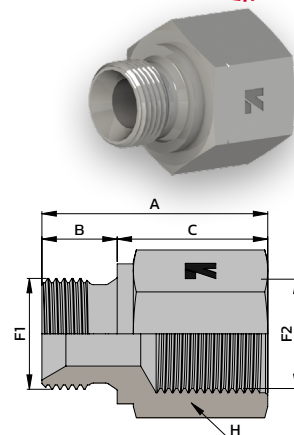
Référence	F1	F2	A	B	C	H	PN (bar)
ARMFLM0412	1/4"	M12X150	30,0	11,0	19,0	17	300
ARMFLM0414	1/4"	M14X150	33,0	11,0	22,0	19	300
ARMFLM0616	3/8"	M16X150	35,0	12,0	23,0	22	250
ARMFLM0618	3/8"	M18X150	40,0	12,0	28,0	24	250
ARMFLM0818	1/2"	M18X150	41,0	14,0	27,0	27	200
ARMFLM0822	1/2"	M22X150	41,0	14,0	27,0	27	200



REDUCTION LONGUE MALE METRIQUE 60° / FEMELLE BSPP



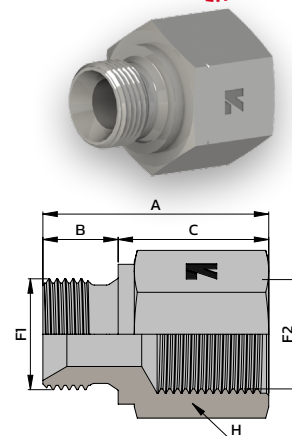
Référence	F1	F2	A	B	C	H	PN (bar)
ARMFLM1804	M18X150	1/4"	41,0	14,0	27,0	24	250
ARMFLM1806	M18X150	3/8"	41,0	14,0	27,0	24	250
ARMFLM1808	M18X150	1/2"	41,0	14,0	27,0	27	200
ARMFLM2208	M22X150	1/2"	45,0	14,0	31,0	27	200



REDUCTION LONGUE MALE METRIQUE 60° / FEMELLE METRIQUE



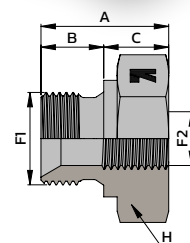

Référence	F1	F2	A	B	C	H	PN (bar)
ARMFLM1814	M18X150	M14X150	41,0	14,0	27,0	24	250
ARMFLM1822	M18X150	M22X150	45,0	14,0	31,0	27	200
ARMFLM2218	M22X150	M18X150	45,0	14,0	31,0	27	200



REDUCTION COURTE MALE BSPP 60° / FEMELLE BSPP



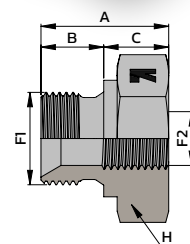

Référence	F1	F2	A	B	C	H	PN (bar)
ARMFC0402	1/4"	1/8"	18,5	11,0	7,5	19	350
ARMFC0602	3/8"	1/8"	21,5	12,0	9,5	22	350
ARMFC0604	3/8"	1/4"	21,5	12,0	9,5	22	350
ARMFC0802	1/2"	1/8"	24,0	14,0	10,0	27	200
ARMFC0804	1/2"	1/4"	24,0	14,0	10,0	27	200
ARMFC0806	1/2"	3/8"	24,0	14,0	10,0	27	200
ARMFC1204	3/4"	1/4"	27,0	16,0	11,0	32	200
ARMFC1206	3/4"	3/8"	27,0	16,0	11,0	32	200
ARMFC1208	3/4"	1/2"	27,0	16,0	11,0	32	200
ARMFC1604	1"	1/4"	32,0	18,0	14,0	41	120
ARMFC1606	1"	3/8"	32,0	18,0	14,0	41	120
ARMFC1608	1"	1/2"	32,0	18,0	14,0	41	120
ARMFC1612	1"	3/4"	32,0	18,0	14,0	41	120
ARMFC2008	1 1/4"	1/2"	35,0	20,0	15,0	50	105
ARMFC2012	1 1/4"	3/4"	35,0	20,0	15,0	50	105
ARMFC2016	1 1/4"	1"	35,5	20,0	15,5	50	105
ARMFC2408	1 1/2"	1/2"	36,0	21,0	15,0	55	105
ARMFC2412	1 1/2"	3/4"	36,0	21,0	15,0	55	105
ARMFC2416	1 1/2"	1"	36,0	21,0	15,0	55	105
ARMFC2420	1 1/2"	1 1/4"	36,0	22,0	14,0	55	105
ARMFC3216	2"	1"	42,5	25,0	17,5	70	70
ARMFC3220	2"	1 1/4"	42,5	25,0	17,5	70	70
ARMFC3224	2"	1 1/2"	42,5	25,0	17,5	70	70



REDUCTION COURTE MALE BSPP 60° / FEMELLE METRIQUE



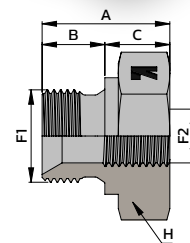

Référence	F1	F2	A	B	C	H	PN (bar)
ARMFCM0612	3/8"	M12X150	21,5	12,5	9,0	22	280
ARMFCM0614	3/8"	M14X150	21,5	12,5	9,0	22	280
ARMFCM0812	1/2"	M12X150	24,0	14,0	10,0	27	200
ARMFCM0814	1/2"	M14X150	23,0	14,0	9,0	27	200



REDUCTION COURTE MALE METRIQUE 60° / FEMELLE BSPP

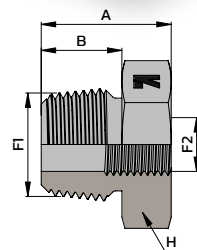



Référence	F1	F2	A	B	C	H	PN (bar)
ARMFCM1804	M18X150	1/4"	24,0	14,0	10,5	24	250
ARMFCM2204	M22X150	1/4"	24,0	14,0	10,0	27	200
ARMFCM2206	M22X150	3/8"	24,0	14,0	10,0	27	200

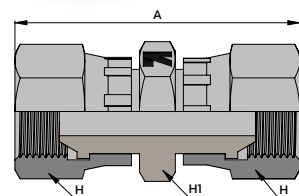



REDUCTION MALE BSPT / FEMELLE BSPP


Référence	F1	F2	A	B	H	PN (bar)
ARMFK0204	1/8"	1/4"	30,0	10,0	19	315
ARMFK0206	1/8"	3/8"	32,0	10,0	22	315
ARMFK0208	1/8"	1/2"	38,0	10,0	27	315
ARMFK0402	1/4"	1/8"	21,5	14,5	14	315
ARMFK0406	1/4"	3/8"	36,5	14,5	22	315
ARMFK0408	1/4"	1/2"	42,5	14,5	27	315
ARMFK0602	3/8"	1/8"	21,5	15,0	19	315
ARMFK0604	3/8"	1/4"	21,5	15,0	19	315
ARMFK0608	3/8"	1/2"	42,5	15,0	27	160
ARMFK0612	3/8"	3/4"	44,0	15,0	35	160
ARMFK0802	1/2"	1/8"	28,0	19,0	22	160
ARMFK0804	1/2"	1/4"	28,0	19,0	22	160
ARMFK0806	1/2"	3/8"	28,0	19,0	22	160
ARMFK0812	1/2"	3/4"	49,0	19,0	32	160
ARMFK0816	1/2"	1"	55,0	19,0	41	160
ARMFK1204	3/4"	1/4"	29,7	19,0	27	160
ARMFK1206	3/4"	3/8"	29,7	19,0	27	160
ARMFK1208	3/4"	1/2"	29,7	19,0	27	160
ARMFK1216	3/4"	1"	55,0	19,0	41	160
ARMFK1606	1"	3/8"	34,5	25,5	36	160
ARMFK1608	1"	1/2"	34,5	25,5	36	160
ARMFK1612	1"	3/4"	34,5	25,5	36	160
ARMFK1620	1"	1"1/4	62,5	25,5	50	105
ARMFK2008	1"1/4	1/2"	37,5	25,0	44	105
ARMFK2012	1"1/4	3/4"	37,5	25,0	44	105
ARMFK2016	1"1/4	1"	37,5	25,0	44	105
ARMFK2024	1"1/4	1"1/2	63,5	25,0	55	105
ARMFK2408	1"1/2	1/2"	40,0	25,0	50	105
ARMFK2412	1"1/2	3/4"	40,0	25,0	50	105
ARMFK2416	1"1/2	1"	40,0	25,0	50	105
ARMFK2420	1"1/2	1"1/4	40,0	25,0	50	105
ARMFK2432	1"1/2	2"	67,0	25,0	73	70
ARMFK3216	2"	1"	44,5	28,0	65	70
ARMFK3220	2"	1"1/4	44,5	28,0	65	70
ARMFK3224	2"	1"1/2	44,5	28,0	65	70


UNION FEMELLE / FEMELLE BSPP 60°

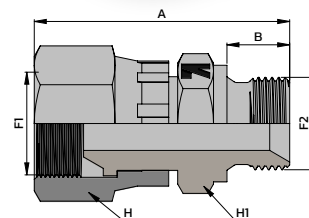

Référence	F	A	H	H1	PN (bar)
AFFDG0202	1/8"	38,0	14	15	350
AFFDG0404	1/4"	41,0	19	19	350
AFFDG0606	3/8"	45,0	22	22	350
AFFDG0808	1/2"	52,0	27	27	200
AFFDG1010	5/8"	52,0	27	28	200
AFFDG1212	3/4"	61,0	32	32	200
AFFDG1616	1"	68,0	41	38	120
AFFDG2020	1"1/4	77,0	50	50	105
AFFDG2424	1"1/2	82,0	55	55	105
AFFDG3232	2"	90,0	70	70	70



ADAPTATEUR MALE / FEMELLE BSPP 60°



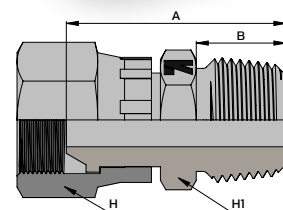

Référence	F1	F2	A	B	H	H1	PN (bar)
AMFDG0202	1/8"	1/8"	31,5	9,5	14	14	350
AMFDG0204	1/8"	1/4"	30,3	11,0	14	19	350
AMFDG0402	1/4"	1/8"	32,7	8,0	19	14	350
AMFDG0404	1/4"	1/4"	37,2	12,0	19	22	350
AMFDG0406	1/4"	3/8"	37,2	12,0	19	22	350
AMFDG0408	1/4"	1/2"	40,7	14,0	19	27	200
AMFDG0604	3/8"	1/4"	37,0	11,0	22	19	350
AMFDG0606	3/8"	3/8"	41,0	12,0	22	22	350
AMFDG0608	3/8"	1/2"	45,0	14,0	22	27	200
AMFDG0802	1/2"	1/8"	40,2	8,0	27	19	200
AMFDG0804	1/2"	1/4"	41,5	11,0	27	19	200
AMFDG0806	1/2"	3/8"	43,5	12,0	27	22	200
AMFDG0808	1/2"	1/2"	47,5	14,0	27	27	200
AMFDG0812	1/2"	3/4"	49,5	16,0	27	32	200
AMFDG1008	5/8"	1/2"	48,7	14,0	30	27	200
AMFDG1010	5/8"	5/8"	51,7	16,0	30	30	200
AMFDG1208	3/4"	1/2"	51,2	14,0	32	27	200
AMFDG1210	3/4"	5/8"	51,7	16,0	32	30	200
AMFDG1212	3/4"	3/4"	53,7	16,0	32	32	200
AMFDG1216	3/4"	1"	57,5	19,0	32	41	200
AMFDG1612	1"	3/4"	55,0	16,0	41	32	120
AMFDG1616	1"	1"	61,5	19,0	41	41	120
AMFDG1620	1"	1"1/4	60,5	20,0	41	50	105
AMFDG2016	1"1/4	1"	62,6	19,0	50	41	105
AMFDG2020	1"1/4	1"1/4	65,1	20,0	50	46	105
AMFDG2424	1"1/2	1"1/2	69,5	22,0	55	55	105
AMFDG3232	2"	2"	81,6	25,0	70	70	70



ADAPTATEUR MALE BSPT / FEMELLE BSPP 60°

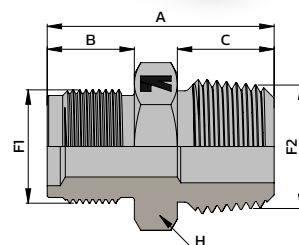



Référence	F	A	B	H	H1	PN (bar)
AMFDG0202CO	1/8"	26,0	10	14	12	315
AMFDG0404CO	1/4"	32,5	14	19	17	315
AMFDG0606CO	3/8"	34,5	15	22	19	315
AMFDG0808CO	1/2"	42,0	19	27	27	160
AMFDG1212CO	3/4"	47,0	20	32	27	160
AMFDG1616CO	1"	53,5	24	38	36	160



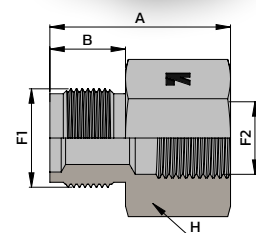

UNION MVA / MALE BSPT

Référence	F1	F2	A	B	C	H	PN (bar)
GMVA18-MC1/4	M18X150	1/4"	38,0	15,8	14,2	19	210
GMVA18-MC3/8	M18X150	3/8"	38,5	15,8	14,2	19	210
GMVA18-MC1/2	M18X150	1/2"	44,0	15,8	19,0	22	210



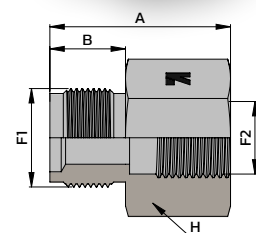

ADAPTATEUR MVA / FEMELLE BSPP

Référence	F1	F2	A	B	H	PN (bar)
GMVA18-FG1/4	M18X150	1/4"	36,0	15,8	19	210
GMVA18-FG3/8	M18X150	3/8"	37,0	15,8	22	210
GMVA18-FG1/2	M18X150	1/2"	40,0	15,8	27	210



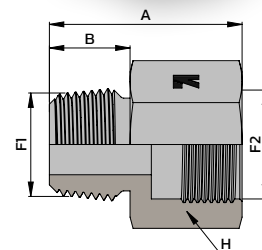

ADAPTATEUR MVA / FVA

Référence	F1	F2	A	B	H	PN (bar)
GMVA24-FVA18	M24X150	M18X150	36,0	17,8	24	210



ADAPTATEUR MALE BSPT / FVA

Référence	F1	F2	A	B	H	PN (bar)
GFVA18-MC3/8	3/8"	M18X150	33,5	15,0	24	210
GFVA18-MC1/2	1/2"	M18X150	37,5	19,0	24	210



Embout

Protections

DIN

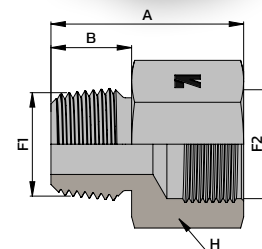

JIC

ORFS

ADAPTATEUR MALE BSPT / FEMELLE SAE



Référence	F	F2	A	B	H	PN (bar)
APMFU0810CO	1/2"	7/8" UNF	46,5	19,5	30	210



BSP

GAZ

Grassage

Coupleurs

Vannes Composants

Brides

Prises-Pression Manomètres

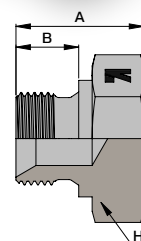

Colliers

Joints

Lavage

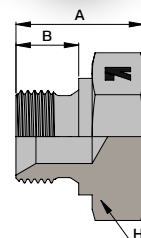

BOUCHON MALE BSPP 60°

Référence	F	A	B	H	PN (bar)
ATMG02	1/8"	13,0	8,0	14	350
ATMG04	1/4"	18,0	11,0	19	350
ATMG06	3/8"	22,0	12,0	22	350
ATMG08	1/2"	24,0	14,0	27	200
ATMG10	5/8"	27,0	16,0	30	200
ATMG12	3/4"	26,0	16,0	32	200
ATMG16	1"	31,0	19,0	41	120
ATMG20	1 1/4"	34,0	20,0	50	105
ATMG24	1 1/2"	36,0	22,0	55	105
ATMG32	2"	41,0	25,0	70	70



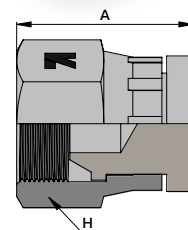

BOUCHON MALE METRIQUE 60°

Référence	F	A	B	H	PN (bar)
ATMM08	M8X100	18,0	12,5	9	350
ATMM10	M10X100	15,5	9,5	14	350
ATMM12	M12X150	18,0	11,0	17	300
ATMM14	M14X150	18,0	11,0	19	300
ATMM16	M16X150	20,5	12,5	22	250
ATMM18	M18X150	22,0	14,0	24	250
ATMM20	M20X150	24,0	14,0	27	200
ATMM22	M22X150	24,0	14,0	27	200
ATMM30	M30X150	29,0	18,0	38	120



BOUCHON FEMELLE BSPP 60°

Référence	F	A	H	PN (bar)
ATFGO2	1/8"	18,0	14	350
ATFGO4	1/4"	20,0	19	350
ATFGO6	3/8"	24,0	22	350
ATFGO8	1/2"	25,5	27	200
ATFG10	5/8"	25,0	30	200
ATFG12	3/4"	28,0	32	200
ATFG16	1"	32,0	41	120
ATFG20	1"1/4	31,0	50	105
ATFG24	1"1/2	39,5	55	105
ATFG32	2"	40,5	70	70



Embout

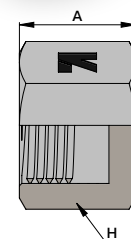

Protections

DIN

JIC

BOUCHON FEMELLE BSPP FIXE

Référence	F	A	H
ATFGO2F	1/8"	16,5	14
ATFGO4F	1/4"	21,5	19
ATFGO6F	3/8"	23,5	22
ATFGO8F	1/2"	29,5	27
ATFG10F	5/8"	32,0	30
ATFG12F	3/4"	32,0	32
ATFG16F	1"	41,0	41
ATFG20F	1"1/4	44,0	50
ATFG24F	1"1/2	49,0	55
ATFG32F	2"	52,5	70



ORFS

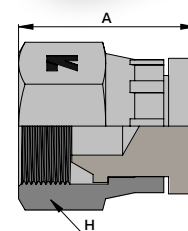

BSP

GAZ

Gratissage

BOUCHON FEMELLE METRIQUE 60° TOURNANT

Référence	F	A	H	PN (bar)
ATFM12	M12X150	18,5	17	300
ATFM14	M14X150	20,0	19	300
ATFM16	M16X150	21,5	22	250
ATFM18	M18X150	21,5	22	250
ATFM20	M20X150	24,0	27	200
ATFM22	M22X150	24,0	27	200
ATFM30	M30X150	30,5	36	120



Coupleurs

Vannes Composants

Brides

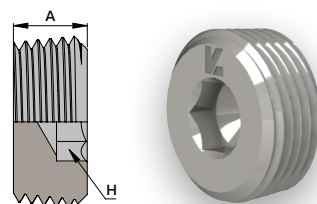
Prises Pression Manomètres

Colliers

Joint

BOUCHON MALE BSPT / 6 PANS CREUX

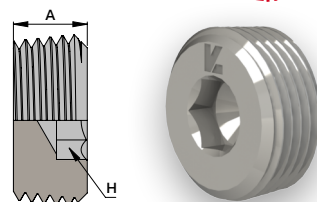
Référence	F	A	H	PN (bar)
ATMG02CO	1/8"	8,0	5	315
ATMG04CO	1/4"	10,0	7	315
ATMG06CO	3/8"	10,0	8	315
ATMG08CO	1/2"	10,0	10	315
ATMG12CO	3/4"	12,0	12	160
ATMG16CO	1"	12,0	17	160
ATMG20CO	1"1/4"	18,0	22	105
ATMG24CO	1"1/2"	20,0	24	105
ATMG32CO	2"	22,0	32	70



BOUCHON MALE NPT / 6 PANS CREUX

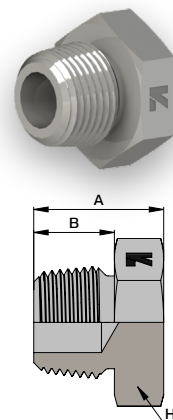


Référence	F	A	H	PN (bar)
ATMNPT02	1/8"	6,0	5	420
ATMNPT04	1/4"	12,0	6	420
ATMNPT06	3/8"	11,3	8	420
ATMNPT08	1/2"	10,0	10	420
ATMNPT12	3/4"	-	-	380



BOUCHON MALE BSPT / TETE HEXAGONALE

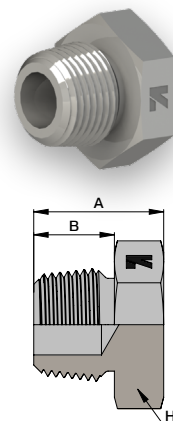
Référence	F	A	B	H	PN (bar)
ATMG02COTH	1/8"	15,0	10,0	14	315
ATMG04COTH	1/4"	20,0	14,0	14	315
ATMG06COTH	3/8"	21,0	15,0	19	315
ATMG08COTH	1/2"	28,0	19,0	22	315
ATMG12COTH	3/4"	30,0	20,0	27	160
ATMG16COTH	1"	34,0	22,0	36	160
ATMG20COTH	1"1/4"	37,0	25,0	46	105
ATMG24COTH	1"1/2"	37,0	25,0	50	105
ATMG32COTH	2"	42,0	30,0	60	70



BOUCHON MALE NPT / TETE HEXAGONALE

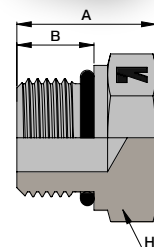



Référence	F	A	B	H	PN (bar)
ATMNPT02COTH	1/8"	16,0	10,0	12	420
ATMNPT04COTH	1/4"	20,0	15,0	14	420
ATMNPT06COTH	3/8"	21,0	16,0	19	420
ATMNPT08COTH	1/2"	27,0	19,0	22	420
ATMNPT12COTH	3/4"	28,0	20,0	27	380



BOUCHON MALE UNF / TETE HEXAGONALE

Référence	F	A	B	H	PN (bar)
ATMU04	7/16" UNF	17,0	9,1	14,3	420
ATMU05	1/2" UNF	17,0	9,1	16,0	420
ATMU06	9/16" UNF	18,5	9,9	17,5	420
ATMU08	3/4" UNF	20,3	11,1	22,2	420
ATMU10	7/8" UNF	23,6	12,7	25,4	420
ATMU12	1" 1/16 UN	27,7	15,1	32,0	420
ATMU14	1" 3/16 UN	27,7	15,1	36,0	380
ATMU16	1" 5/16 UN	28,4	15,1	38,0	380
ATMU20	1" 5/8 UN	30,5	15,1	47,6	280
ATMU24	1" 7/8 UN	32,3	15,1	54,0	210



Embout

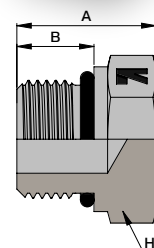

Protections

DIN

JIC

BOUCHON MALE METRIQUE ISO / TETE HEXAGONALE

Référence	F	A	B	H	PN (bar)
ATMM14ISO	M14X150	19,5	11,0	19	630
ATMM16ISO	M16X150	22,0	12,5	22	630
ATMM18ISO	M18X150	-	-	-	630
ATMM22ISO	M22X150	26,0	15,0	27	630
ATMM27ISO	M27X200	27,0	17,0	32	400
ATMM48ISO	M48X200	35,5	17,5	55	400
ATMM60ISO	M60X200	-	-	-	400



ORFS

BSP

GAZ

Gratissage

Coupleurs

Vannes Composants

Brides

Prises-Pression Manomètres

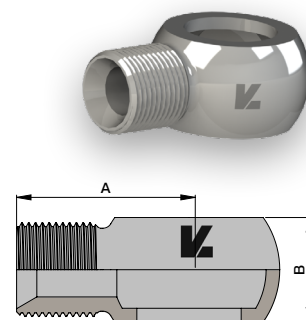
Colliers

Joints

Lavage

BANJO BSPP 60° POUR VIS BSP

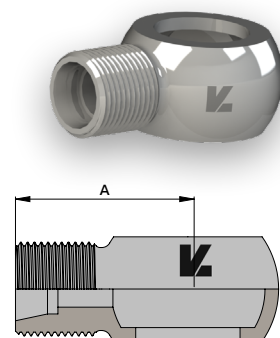
Référence	F	Pour vis	A	B	PN (bar)
AOFG0202	1/8"	1/8"	24,0	10,0	210
AOFG0404	1/4"	1/4"	24,0	14,0	210
AOFG0604	3/8"	1/4"	29,0	17,0	210
AOFG0606	3/8"	3/8"	29,0	17,0	210
AOFG0808	1/2"	1/2"	32,0	22,0	210
AOFG1208	3/4"	1/2"	41,0	30,0	210
AOFG1212	3/4"	3/4"	40,0	30,0	210
AOFG1612	1"	3/4"	42,0	38,0	120
AOFG1616	1"	1"	44,0	38,0	120



BANJO DIN 24° POUR VIS BSP



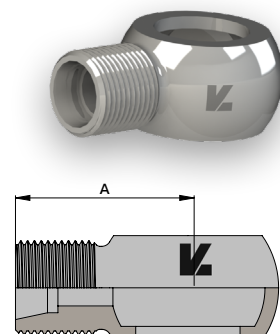
Référence	F	Pour vis	A	PN (bar)
AOG04L8	08L - M14X150	1/4"	22,0	210
AOG06L8	08L - M14X150	3/8"	27,0	210
AOG06L10	10L - M16X150	3/8"	27,0	210
AOG06L12	12L - M18X150	3/8"	27,0	210
AOG08L12	12L - M18X150	1/2"	29,0	210
AOG08L15	15L - M22X150	1/2"	29,5	210



BANJO DIN 24° POUR VIS METRIQUE

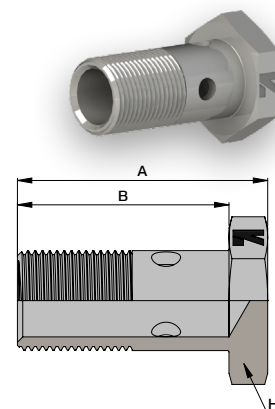


Référence	F	Pour vis	A	PN (bar)
AOM12L6	06L - M12X150	M12	20,0	210
AOM14L8	08L - M14X150	M14	24,0	210
AOM14L10	10L - M16X150	M14	26,0	210
AOM16L10	10L - M16X150	M16	28,0	210
AOM18L10	10L - M16X150	M18	32,0	210
AOM18L12	12L - M18X150	M18	32,0	210
AOM18L15	15L - M22X150	M18	32,0	210
AOM20L12	12L - M18X150	M20	35,0	210
AOM20L15	15L - M22X150	M20	35,0	210
AOM22L12	12L - M18X150	M22	35,0	210
AOM22L15	15L - M22X150	M22	35,0	210
AOM26L18	18L - M26X150	M26	46,0	210



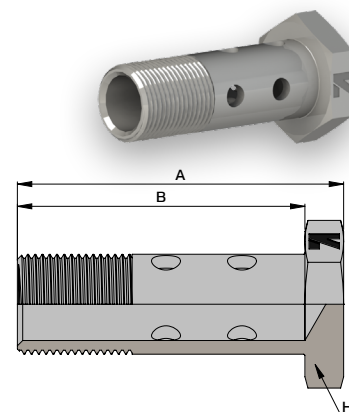
VIS CREUSE SIMPLE BSP

Référence	F	A	B	H	PN (bar)
ABFGO2	1/8"	24,5	19,0	14	210
ABFGO4	1/4"	33,5	27,0	19	210
ABFGO6	3/8"	40,0	32,5	22	210
ABFGO8	1/2"	47,0	38,0	27	210
ABFG10	5/8"	49,0	41,0	30	210
ABFG12	3/4"	56,0	46,0	32	210
ABFG16	1"	70,5	57,0	41	210



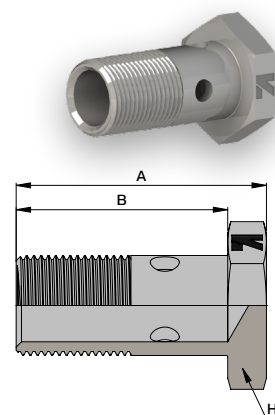
VIS CREUSE DOUBLE BSP

Référence	F	A	B	H	PN (bar)
ABFDGO2	1/8"	35,5	30,5	14	210
ABFDGO4	1/4"	49,5	43,0	19	210
ABFDGO6	3/8"	58,0	50,5	22	210
ABFDGO8	1/2"	73,0	64,0	27	210
ABFDG12	3/4"	92,0	81,0	32	210



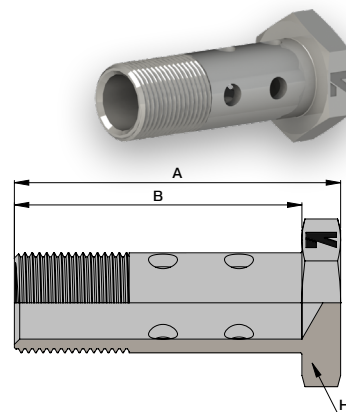
VIS CREUSE SIMPLE METRIQUE

Référence	F	A	B	H	PN (bar)
ABFM06	M6X100	21,0	16,0	10	210
ABFM08	M8X100	22,0	16,0	12	210
ABFM08125	M8X125	21,0	16,0	12	210
ABFM08150	M8X150	21,0	16,0	12	210
ABFM10	M10X100	24,0	19,5	14	210
ABFM10125	M10X125	24,5	19,5	14	210
ABFM10150	M10X150	24,5	19,5	14	210
ABFM12100	M12X100	31,0	24,5	17	210
ABFM12125	M12X125	31,0	24,5	17	210
ABFM12	M12X150	31,0	24,5	17	210
ABFM14	M14X150	33,0	27,0	19	210
ABFM16	M16X150	40,0	32,5	22	210
ABFM18	M18X150	44,0	36,0	24	210
ABFM18-L32	M18X150	38,0	32,0	24	210
ABFM18-L36	M18X150	43,0	36,0	24	210
ABFM20	M20X150	47,0	38,0	27	210
ABFM22	M22X150	47,0	38,0	27	210
ABFM24	M24X150	56,6	46,5	30	210
ABFM26	M26X150	56,0	46,5	32	210
ABFM30	M30X150	69,0	58,0	38	120



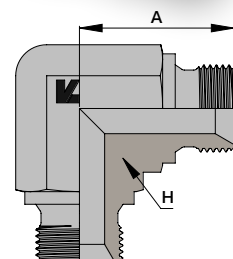

VIS CREUSE DOUBLE METRIQUE

Référence	F	A	B	H	PN (bar)
ABFDM08	M8X100	34,0	29,0	12	210
ABFDM08125	M8X125	34,0	29,0	12	210
ABFDM10	M10X100	36,0	30,0	14	210
ABFDM10125	M10X125	38,0	33,0	14	210
ABFDM10150	M10X150	38,0	33,0	14	210
ABFDM12	M12X150	43,0	37,0	17	210
ABFDM14	M14X150	49,5	43,0	19	210
ABFDM16	M16X150	58,0	50,0	22	210
ABFDM16-L46	M16X150	52,0	46,0	22	210
ABFDM18	M18X150	66,0	58,0	24	210
ABFDM20	M20X150	73,0	64,0	27	210
ABFDM22	M22X150	73,0	64,0	27	210
ABFDM26	M26X150	92,0	81,0	32	210



COUDE EGAL BSPP 60°

Référence	F	A	H	PN (bar)
AA-CE0202	1/8"	22,0	14	350
AA-CE0404	1/4"	26,0	14	350
AA-CE0606	3/8"	30,0	17	350
AA-CE0808	1/2"	36,5	22	200
AA-CE1010	5/8"	36,5	27	200
AA-CE1212	3/4"	42,0	27	200
AA-CE1616	1"	50,0	33	120
AA-CE2020	1"1/4	52,0	46	105



Embout

Protections

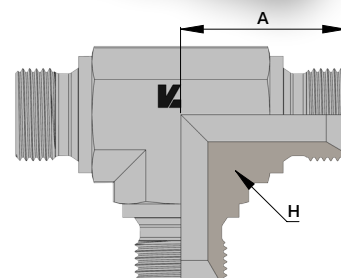

DIN

JIC

ORFS

TE EGAL BSPP 60°

Référence	F	A	H	PN (bar)
AA-TE020202	1/8"	22,0	14	350
AA-TE040404	1/4"	26,5	14	350
AA-TE060606	3/8"	30,0	19	350
AA-TE080808	1/2"	35,0	22	200
AA-TE101010	5/8"	36,5	27	200
AA-TE121212	3/4"	42,0	27	200
AA-TE161616	1"	47,0	33	120
AA-TE202020	1"1/4	56,0	41	105
AA-TE242424	1"1/2	60,0	50	105



BSP

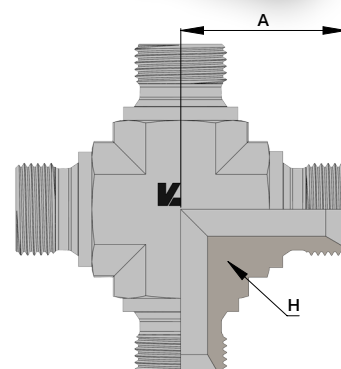

GAZ

Gratissage

Coupleurs

CROIX EGALE BSPP 60°

Référence	F	A	H	PN (bar)
AA-CR02020202	1/8"	22,5	12	350
AA-CR04040404	1/4"	26,0	14	350
AA-CR06060606	3/8"	30,0	19	350
AA-CR08080808	1/2"	35,0	22	200
AA-CR12121212	3/4"	42,0	27	200
AA-CR16161616	1"	47,0	33	120



Vannes Composants

Brides

Prises-Pression Manomètres

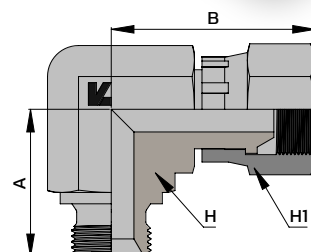

Colliers

Joint

Lavage

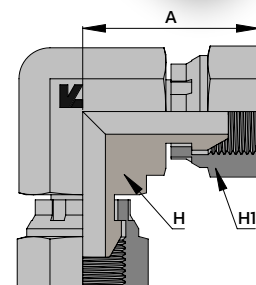

COUDE ORIENTABLE BSPP 60°

Référence	F	A	B	H	H1	PN (bar)
AA-COR0202	1/8"	22,0	28,5	14	15	350
AA-COR0404	1/4"	24,0	29,0	14	19	350
AA-COR0606	3/8"	30,0	36,0	19	22	350
AA-COR0808	1/2"	32,0	40,0	22	27	200
AA-COR1010	5/8"	38,0	38,0	24	30	200
AA-COR1212	3/4"	40,0	46,0	27	32	200
AA-COR1616	1"	47,0	54,5	33	41	120
AA-COR2020	1 1/4"	50,0	58,0	41	50	105
AA-COR2424	1 1/2"	60,0	72,5	50	55	105
AA-COR3232	2"	70,0	84,0	63	70	70



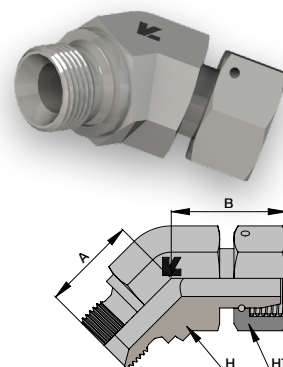
COUDE ORIENTABLE FEMELLE / FEMELLE BSPP 60°

Référence	F	A	H	H1	PN (bar)
AA-CF0202	1/8"	28,5	14	14	350
AA-CF0404	1/4"	30,5	19	19	350
AA-CF0606	3/8"	36,0	22	22	350
AA-CF0808	1/2"	39,0	27	27	200
AA-CF1212	3/4"	45,0	32	32	200
AA-CF1616	1"	50,0	41	41	120
AA-CF2020	1 1/4"	64,0	50	50	105



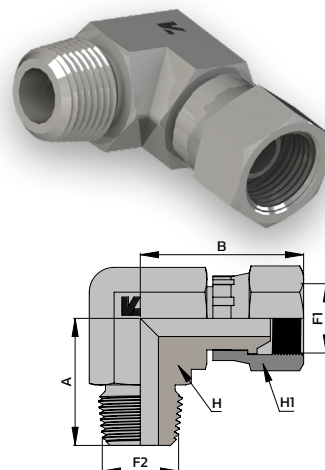
COUDE 45° ORIENTABLE BSPP 60°

Référence	F	A	B	H	H1	PN (bar)
AA-COR450202	1/8"	21,0	26,2	14	19	350
AA-COR450404	1/4"	21,0	29,0	14	19	350
AA-COR450606	3/8"	25,0	33,0	19	22	350
AA-COR450808	1/2"	27,0	35,5	22	27	200
AA-COR451212	3/4"	32,0	38,7	27	32	200
AA-COR451616	1"	35,0	42,5	33	41	160
AA-COR452020	1 1/4"	37,0	44,1	46	50	105
AA-COR452424	1 1/2"	-	-	-	-	105



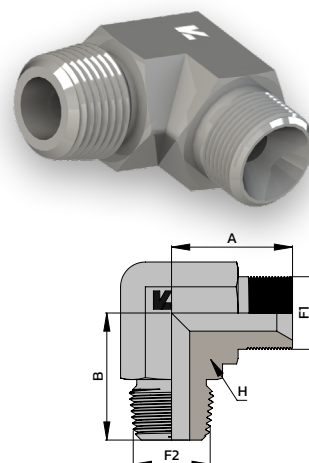
COUDE ORIENTABLE FEMELLE BSPP 60° / MALE BSPT

Référence	F1	F2	A	B	H	H1	PN (bar)
AA-COR0202CO	1/8"	1/8"	20,5	28,5	14	15	315
AA-COR0404CO	1/4"	1/4"	28,0	30,5	14	19	315
AA-COR0606CO	3/8"	3/8"	31,0	36,0	19	22	315
AA-COR0808CO	1/2"	1/2"	37,5	39,0	22	27	160
AA-COR1212CO	3/4"	3/4"	42,0	45,0	27	32	160
AA-COR1616CO	1"	1"	50,0	50,0	33	38	160
AA-COR2020CO	1 1/4"	1 1/4"	60,0	64,0	41	50	105



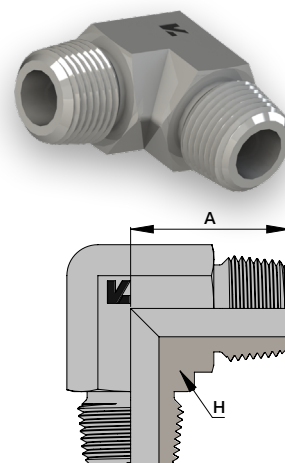
COUDE MALE BSPP 60° / BSPT

Référence	F1	F2	A	B	H	PN (bar)
AA-CMG0202CO	1/8"	1/8"	21,0	20,5	14	315
AA-CMG0404CO	1/4"	1/4"	27,0	28,0	14	315
AA-CMG0606CO	3/8"	3/8"	29,0	31,0	19	315
AA-CMG0808CO	1/2"	1/2"	34,0	35,0	22	160
AA-CMG1212CO	3/4"	3/4"	42,0	42,0	27	160
AA-CMG1616CO	1"	1"	50,0	50,0	33	160
AA-CMG2020CO	1 1/4"	1 1/4"	56,0	60,0	41	105
AA-CMG2424CO	1 1/2"	1 1/2"	58,5	62,0	50	105



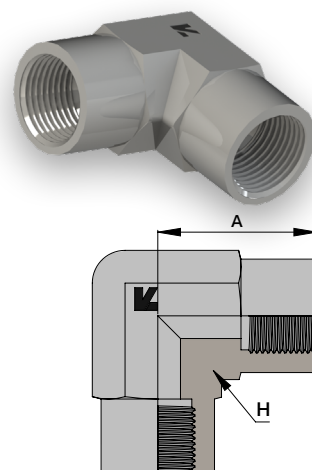
COUDE EGAL BSPT

Référence	F	A	H	PN (bar)
AA-CC0202	1/8"	20,5	11	315
AA-CC0404	1/4"	28,0	14	315
AA-CC0606	3/8"	31,0	19	315
AA-CC0808	1/2"	37,5	22	315
AA-CC1212	3/4"	40,5	27	160
AA-CC1616	1"	50,0	33	160
AA-CC2020	1"1/4"	60,0	41	105



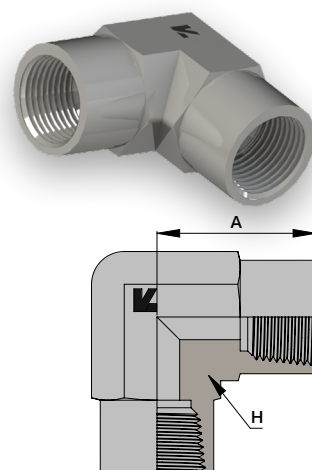
COUDE TARAUDE BSPP

Référence	F	A	H	PN (bar)
AA-CT0202	1/8"	17,0	14	350
AA-CT0404	1/4"	23,0	19	350
AA-CT0606	3/8"	26,0	22	315
AA-CT0808	1/2"	31,0	27	210
AA-CT1212	3/4"	34,5	33	210
AA-CT1616	1"	42,0	41	120
AA-CT2020	1"1/4"	47,0	48	105
AA-CT2424	1"1/2"	54,0	60	105



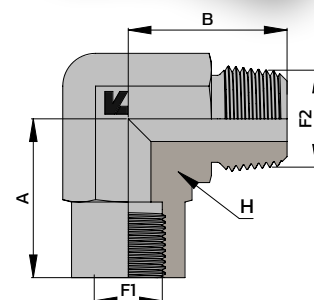

COUDE TARAUDE NPT

Référence	F	A	H	PN (bar)
AA-CT0202NPT	1/8"	17,0	14	350
AA-CT0404NPT	1/4"	22,5	19	350
AA-CT0606NPT	3/8"	26,0	22	315
AA-CT0808NPT	1/2"	31,0	27	210
AA-CT1212NPT	3/4"	34,5	33	120
AA-CT1616NPT	1"	41,0	41	120



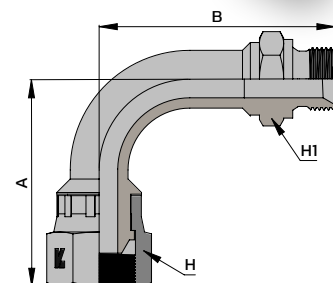

COUDE FEMELLE BSPP / MALE BSPT

Référence	F1	F2	A	B	H	PN (bar)
AA-CMF0202CO	1/8"	1/8"	17,0	20,0	14	315
AA-CMF0404CO	1/4"	1/4"	22,0	28,0	19	315
AA-CMF0606CO	3/8"	3/8"	26,0	31,0	22	315
AA-CMF0808CO	1/2"	1/2"	31,0	37,5	27	160
AA-CMF1212CO	3/4"	3/4"	34,5	40,5	33	160
AA-CMF1616CO	1"	1"	41,0	50,0	41	160
AA-CMF2020CO	1 1/4"	1 1/4"	43,0	60,5	50	105
AA-CMF2424CO	1 1/2"	1 1/2"	53,0	67,0	60	105



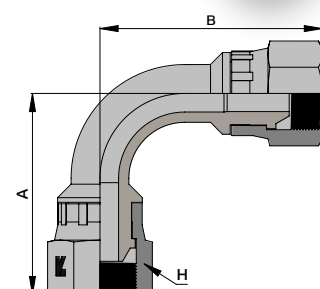

COUDE ORIENTABLE BSPP 60° (TUBE)

Référence	F	A	B	H	H1	PN (bar)
AMF90G0202	1/8"	29,0	33,0	15	14	350
AMF90G0404	1/4"	28,0	39,0	19	19	350
AMF90G0606	3/8"	39,5	46,5	22	22	350
AMF90G0808	1/2"	44,5	61,5	27	27	200
AMF90G1212	3/4"	56,5	77,0	32	32	200
AMF90G1616	1"	71,0	87,0	38	41	120



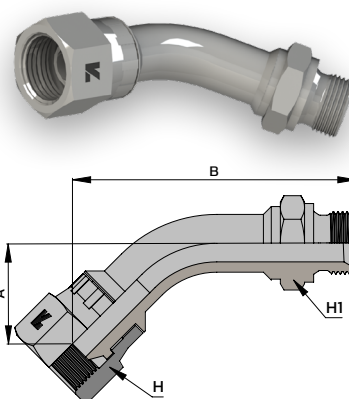
COUDE ORIENTABLE FEMELLE / FEMELLE BSPP 60° (TUBE)

Référence	F	A	B	H	PN (bar)
AFF90G0404	1/4"	29,5	31,0	19	350
AFF90G0606	3/8"	39,0	44,0	22	350
AFF90G0808	1/2"	44,5	50,5	27	200
AFF90G1212	3/4"	65,0	65,0	32	200
AFF90G1616	1"	70,0	83,0	38	120



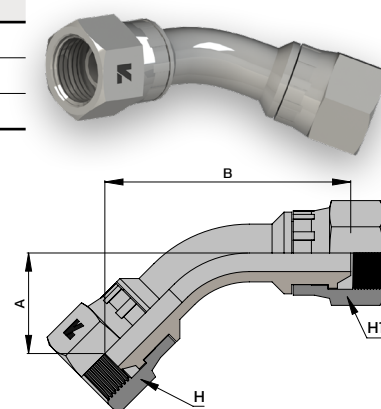
COUDE 45° ORIENTABLE BSPP 60° (TUBE)

Référence	F	A	B	H	H1	PN (bar)
AMF45G0404	1/4"	19,0	55,0	19	19	350
AMF45G0606	3/8"	22,0	63,0	22	22	350
AMF45G0808	1/2"	27,0	81,0	27	27	200
AMF45G1212	3/4"	32,0	115,0	32	32	200
AMF45G1616	1"	41,0	121,0	38	41	120



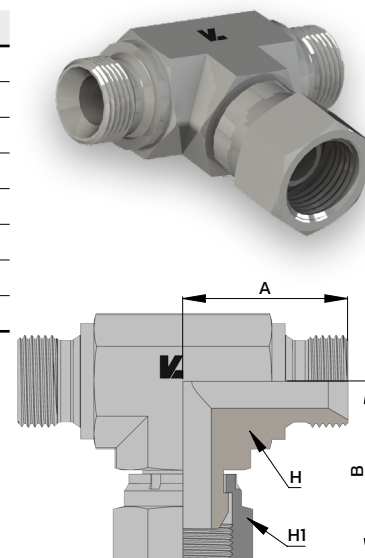
COUDE 45° ORIENTABLE FEMELLE / FEMELLE BSPP 60° (TUBE)

Référence	F	A	B	H	PN (bar)
AFF45G0404	1/4"	18,0	52,0	19	350
AFF45G0606	3/8"	24,0	66,0	22	350
AFF45G0808	1/2"	28,0	78,0	27	200



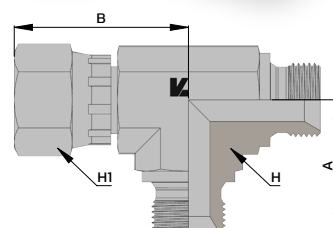

TE ORIENTABLE BSPP 60°

Référence	F	A	B	H	H1	PN (bar)
AA-TOR020202	1/8"	20,0	27,0	14	14	350
AA-TOR040404	1/4"	27,0	30,5	14	19	350
AA-TOR060606	3/8"	29,0	36,0	19	22	350
AA-TOR080808	1/2"	36,5	39,0	22	27	200
AA-TOR121212	3/4"	42,5	45,0	27	32	200
AA-TOR161616	1"	50,0	59,5	33	41	120
AA-TOR202020	1 1/4"	56,0	59,0	41	50	105
AA-TOR242424	1 1/2"	57,5	62,0	48	55	105



TE ORIENTABLE RENVERSE BSPP 60°

Référence	F	A	B	H	H1	PN (bar)
AA-TORR020202	1/8"	20,0	28,5	14	14	350
AA-TORR040404	1/4"	26,0	26,2	14	19	350
AA-TORR060606	3/8"	30,0	36,0	17	22	350
AA-TORR080808	1/2"	36,5	39,0	22	27	200
AA-TORR121212	3/4"	42,5	45,0	27	32	200
AA-TORR161616	1"	47,0	49,0	33	41	120
AA-TORR202020	1"1/4	52,0	64,0	46	50	105
AA-TORR242424	1"1/2	57,5	62,0	48	55	105



Embout

Protections

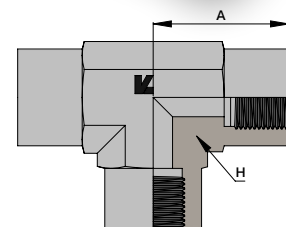

DIN

JIC

ORFS

TE TARAUE BSPP

Référence	F	A	H	PN (bar)
AA-TT020202	1/8"	17,0	14	350
AA-TT040404	1/4"	23,0	19	350
AA-TT060606	3/8"	26,0	22	315
AA-TT080808	1/2"	31,0	27	210
AA-TT121212	3/4"	36,0	33	210
AA-TT161616	1"	42,5	41	120
AA-TT202020	1"1/4	46,0	50	105
AA-TT242424	1"1/2	54,0	58	105
AA-TT323232	2"	60,0	70	70



BSP

GAZ

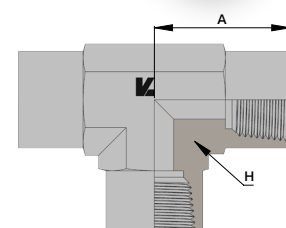

Grainage

Coupleurs

Vannes
Composants

TE TARAUE NPT

Référence	F	A	H	PN (bar)
AA-TT020202NPT	1/8"	17,0	14	350
AA-TT040404NPT	1/4"	22,5	19	350
AA-TT060606NPT	3/8"	26,0	22	315
AA-TT080808NPT	1/2"	31,0	27	210
AA-TT121212NPT	3/4"	34,5	33	210
AA-TT161616NPT	1"	41,0	41	120



Brides

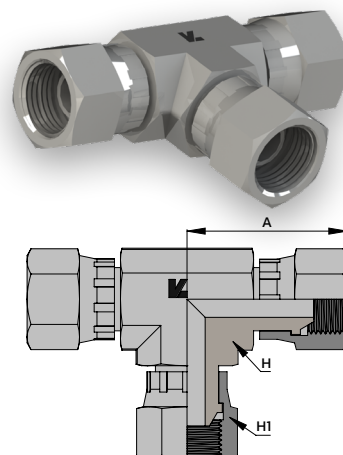
Prises-Pression
Manomètres

Colliers

Joint

TE EGAL FEMELLE BSPP 60°

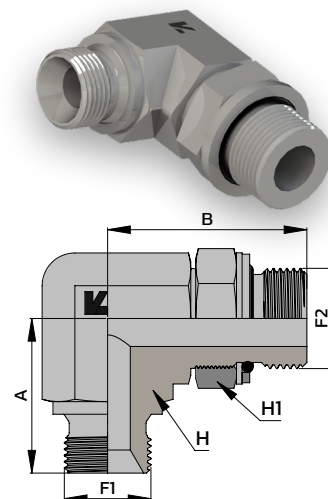
Référence	F	A	H	H1	PN (bar)
AA-TF020202	1/8"	28,5	14	15	350
AA-TF040404	1/4"	30,5	14	19	350
AA-TF060606	3/8"	36,0	19	22	350
AA-TF080808	1/2"	39,0	22	27	200
AA-TF121212	3/4"	45,0	27	32	200
AA-TF161616	1"	49,0	41	41	120
AA-TF202020	1"1/4"	64,0	41	50	105



COUDE ORIENTABLE MALE BSPP 60° / MALE BSPP

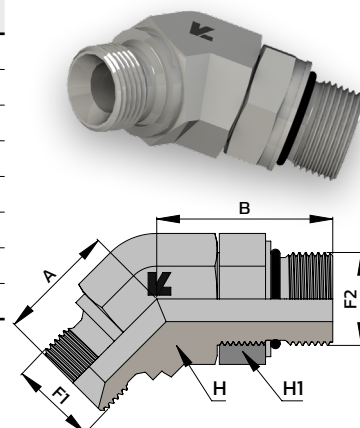


Référence	F1	F2	A	B	H	H1	PN (bar)
AA-CMG0202	1/8"	1/8"	20,0	26,0	14	14	350
AA-CMG0204	1/8"	1/4"	22,0	34,0	14	19	350
AA-CMG0404	1/4"	1/4"	26,0	35,0	14	19	350
AA-CMG0406	1/4"	3/8"	26,0	37,0	19	22	350
AA-CMG0606	3/8"	3/8"	30,0	37,0	19	22	350
AA-CMG0608	3/8"	1/2"	34,0	43,0	22	27	200
AA-CMG0808	1/2"	1/2"	35,0	42,0	22	27	200
AA-CMG0812	1/2"	3/4"	38,5	48,5	27	36	200
AA-CMG1208	3/4"	1/2"	42,0	48,5	27	27	200
AA-CMG1212	3/4"	3/4"	42,0	47,0	27	36	200
AA-CMG1216	3/4"	1"	47,0	53,0	33	41	120
AA-CMG1616	1"	1"	47,0	53,0	33	41	120
AA-CMG2020	1"1/4"	1"1/4"	52,0	59,0	46	50	105
AA-CMG2424	1"1/2"	1"1/2"	60,0	70,0	48	55	105



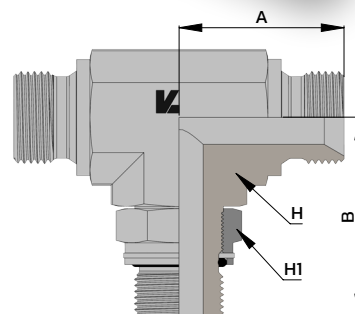

COUDE 45° ORIENTABLE MALE BSPP 60° / MALE BSPP

Référence	F1	F2	A	B	H	H1	PN (bar)
AA-CM45G0404	1/4"	1/4"	21,0	28,0	14	19	350
AA-CM45G0606	3/8"	3/8"	25,0	33,0	19	22	350
AA-CM45G0608	3/8"	1/2"	25,5	38,0	22	27	200
AA-CM45G0808	1/2"	1/2"	27,0	41,0	22	27	200
AA-CM45G1212	3/4"	3/4"	32,0	44,0	27	36	200
AA-CM45G1616	1"	1"	37,0	47,0	33	41	120
AA-CM45G2020	1"1/4"	1"1/4"	40,5	48,5	41	50	105
AA-CM45G2424	1"1/2"	1"1/2"	45,0	48,5	48	60	105



TE ORIENTABLE MALE BSPP 60° / MALE BSPP

Référence	F	A	B	H	H1	PN (bar)
AA-TMG0202	1/8"	21,0	26,0	14	19	350
AA-TMG0404	1/4"	26,0	32,0	14	19	350
AA-TMG0606	3/8"	29,0	37,0	19	22	350
AA-TMG0808	1/2"	35,0	43,0	22	27	200
AA-TMG1616	1"	50,0	53,0	33	41	120



Embout

Protections

DIN

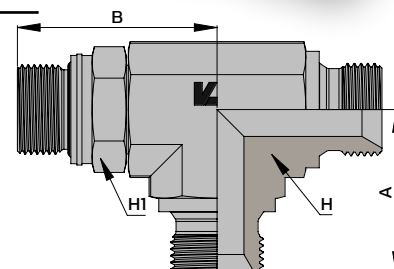

JIC

ORFS

TE ORIENTABLE RENVERSE MALE BSPP 60° / MALE BSPP



Référence	F	A	B	H	H1	PN (bar)
AA-TMGR0202	1/8"	21,0	26,0	14	19	350
AA-TMGR0404	1/4"	26,0	32,0	14	19	350
AA-TMGR0606	3/8"	29,0	37,0	19	22	350
AA-TMGR0808	1/2"	36,5	45,0	22	27	200
AA-TMGR1212	3/4"	42,0	48,5	27	32	200



BSP

GAZ

Graissage

Coupleurs

Vannes Composants

Brides

Prises-Pression Manomètres

Colliers

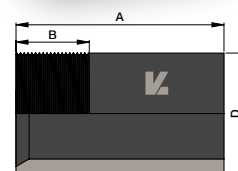
Joint

Lavage

MALE BSPP 60° A SOUDER (BW)

**BLACK
OXYDE**

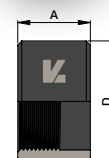

Référence	F	A	B	D	PN (bar)
ATSG04	1/4"	25,0	11,0	14,0	350
ATSG06	3/8"	35,0	12,5	17,0	350
ATSG08	1/2"	35,0	14,0	21,0	200
ATSG12	3/4"	36,0	16,0	28,0	200
ATSG16	1"	41,0	18,0	34,0	120



MANCHON BSP A SOUDER (BW)

**BLACK
OXYDE**

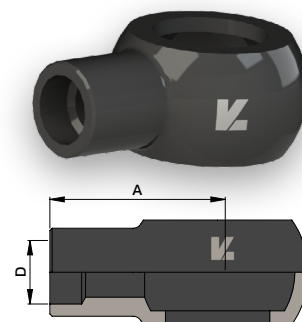
Référence	F	A	D	PN (bar)
ABSG04	1/4"	16,0	22,0	350
ABSG06	3/8"	18,0	26,0	350
ABSG08	1/2"	18,0	30,0	200
ABSG12	3/4"	20,0	38,0	200
ABSG12H40	3/4"	40,0	38,0	200
ABSG16	1"	26,0	46,0	120
ABSG20	1"1/4	26,0	56,0	105
ABSG24	1"1/2	30,0	62,0	105



BANJO A SOUDER POUR VIS BSP (BW)

BLACK OXYDE

Référence	Pour vis	A	D	PN (bar)
AOSG0610	3/8"	27,0	10,0	210
AOSG0612	3/8"	27,0	12,0	210
AOSG0615	3/8"	28,0	15,0	210
AOSG0812	1/2"	32,0	12,0	210
AOSG0815	1/2"	32,0	15,0	210
AOSG0818	1/2"	32,0	18,0	210
AOSG1627	1"	45,0	27,0	210



Embout

Protections

DIN

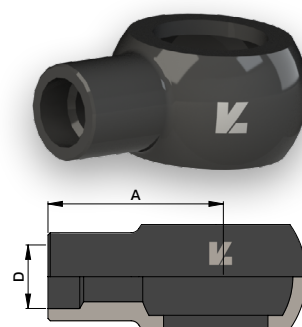
JIC

ORFS

BANJO A SOUDER POUR VIS METRIQUE (BW)

BLACK OXYDE

Référence	Pour vis	A	D	PN (bar)
AOSM0604	M6	14,0	4,0	210
AOSM1210	M12	24,0	10,0	210
AOSM1612	M16	27,0	12,0	210
AOSM1614	M16	27,0	14,0	210
AOSM1810	M18	29,0	10,0	210
AOSM1812	M18	29,0	12,0	210



BSP

GAZ

Graissage

Coupleurs

Vannes Composants

Brides

Prises-Pression Manomètres

Colliers

Joint

Lavage



DMH, FOURNISSEUR DE CONNECTIQUE HYDRAULIQUE

Chez DMH France, nous nous engageons à fournir à nos clients les solutions les plus adaptées à leur besoin, grâce à un service efficace et dans les meilleurs délais.

Pour cela, nous avons développé la marque LK Fluid, une gamme complète de connecteurs hydraulique de haute qualité.

Les produits LK Fluid bénéficient d'une capacité de stockage de plus de 5000 m², permettant une forte disponibilité et de faibles délais de livraison.

Ciblant principalement le marché européen, DMH fournit les grands constructeurs ainsi que les spécialistes de la distribution (machines agricoles, poids lourds, industries, etc.).

Nos 20 années d'expérience nous ont permis de construire de forts partenariats avec nos clients, les accompagnant dans leur poursuite d'excellence.

UNE GAMME COMPLETE DE PRODUITS HYDRAULIQUES



DMH ■ Agence de Nantes

6 rue Jupiter 44470 Carquefou FRANCE
T +33 (0)2 40 25 77 27
distribution@dmhfrance.com
oem@dmhfrance.com

DMH ■ Agence de Lyon

5 av. Lionel Terray 69330 Meyzieu FRANCE
T +33 (0)4 37 25 84 50
infolyon@dmhfrance.com

www.dmhfrance.com



DMH France certifiée ISO 9001:2015

